

Beginnings

Five lessons from the Bible to help children aged 5-12 to know God

Authors: Steven Condy
 Jayne Gibson
 Jennifer Haaijer
 Additional ideas:
 Alenka Camloh
 Mrđenović
 Other material from
God: The Creator King
 (published by
 Child Evangelism
 Fellowship Inc)—used
 with permission

Artist: Stephen Bates

Design team: Brent Hautle
 Thomas Bates

Publisher: CEF of Europe
 Kilchzimmer
 4438 Langenbruck
 Switzerland

Copyright © 2019
 Child Evangelism Fellowship of Europe.
 All rights reserved.
 May be reproduced for personal, nonprofit
 and non-commercial uses only.
 Visit www.teachkids.eu for full details
 of permission.

Version 2.0

Scripture taken from the New King James
 Version. Copyright 1982 by Thomas
 Nelson, Inc. Used by permission. All rights
 reserved.

Child Evangelism Fellowship® (CEF®) is a
 Bible-centred, worldwide organisation
 composed of born-again believers
 whose purpose is to evangelise boys
 and girls with the Gospel of the Lord
 Jesus Christ and to establish (disciple)
 them in the Word of God and in a local
 church for Christian living.

CEF develops, produces and distributes a
 variety of publications for the purpose of
 helping you evangelise children.

For more information about
 CEF ministries, contact your national
 office or write to CEF of Europe
 (address above) or visit our website at
www.cefeurope.com.

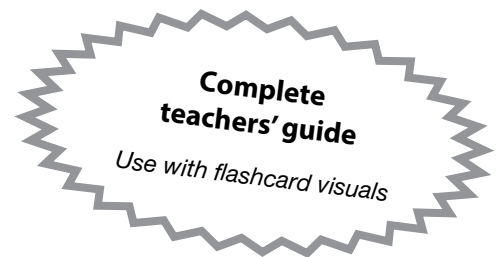


TABLE OF CONTENTS

How to use this book.....	4
Master planning chart.....	7
Lesson 1—God—the great Creator	8
Lesson 2—Sin enters the world.....	19
Lesson 3—How to come to the King.....	29
Lesson 4—Walking with God (Enoch).....	39
Lesson 5—Jesus gives safety (Noah).....	50
Templates for photocopying	62
How to lead a child to Christ.....	83
How to help a saved child have assurance of salvation...	83

PLEASE NOTE!

The visuals for this series can be purchased from most CEF
 offices and online shops.

For a list of CEF offices and online shops in Europe, please
 visit www.teachkids.eu and click on "Locations".



Since 1937

CEF
 CHILD EVANGELISM
 FELLOWSHIP®

Reaching children worldwide™

How to use this book

GET READY!


Trust and pray—As a teacher you play an important role in the lives of children. Our prayer and hope is that the Holy Spirit will work through you and that the children will come to know, love and follow Jesus Christ. Trust and pray that the Holy Spirit is already preparing the heart of each child. As you present God's Word to the children, pray that the Holy Spirit would speak to them and change their hearts.

Personalise—Each lesson you teach should be personalised to suit **your** children's needs. There will be a mixture of saved and unsaved children in your club. Getting to know each child will help you personalise the lesson and application.

Model—One of the best ways the children in your club will learn is by watching you. You are the one who will teach and show the children how to know, love and follow Jesus Christ. They will learn how to be followers of Jesus Christ by knowing you and watching what you do. Spend time talking to and getting to know the children during club time, so that they can both watch your life and see that you care about them. Share stories with them about how God has changed you. Ask yourself, "How is the Holy Spirit working in the lives of the children and how can I grow and nurture what He has already begun in their lives?"

GET SET!

Each lesson includes the Bible lesson, memory verse and other activities. Below we have included suggestions which will help you prepare and get set to teach your lesson.



BIBLE LESSON

Each lesson begins with two pages which include a lesson overview, suggested programme and lesson outline. If you wish you can photocopy these pages to use in your preparation and to make notes on your lesson. Then, when you are ready to teach, fold the lesson outline and place it in your Bible to help you as teach the lesson.

The lesson overview and outline include the following:

- **Scripture**—Key Bible passage(s) the lesson draws from.
- **Memory verse**—Bible verse, taught with the lesson, for children to memorise.
- **Central truth**—The central truth of the Bible lesson stated simply on a child's level.

Make sure that you do not get so engrossed in the narrative that you do not teach Bible truths. We fall short of our responsibility as teachers if we only tell children Bible stories. These stories have been written down to teach us and it is essential that children learn these truths. Take them a step further by showing what that truth means to them in their daily lives. Of course, it is not possible in one lesson to cover all the teaching any particular story would provide, so one central truth has been chosen for each lesson. The teaching of the central truth has been woven throughout the narrative, but to help you in your preparation the teaching sections have been marked "**CT**". They are also indicated in the lesson outline.

- **Application**—What God wants children to do or how He wants them to act as a result of hearing this lesson.

The application of the central truths are marked with a "**U**" or an "**S**" to show whether they apply to unsaved or saved children. This is also made clear in the text by using phrases such as, "If you have not trusted the Lord Jesus to forgive your sin ..." or, "Christian, you ...". As the application included is based on the Bible passage, you may find that a particular lesson includes an application for the unsaved child only or for the saved child only.

You may feel it necessary to adapt the applications to better suit the children you teach. For example, the application may use a boy's name, yet you have only girls present. It could be that the application given is more applicable to older children, while yours are very young. Make the changes you feel are necessary. The important thing is that the Word of God is applied to their lives.

Prepare before you teach—Begin your lesson preparation by reading the passage(s) from your Bible several times, paying special attention to the characters, places, time periods and story facts. Reflect prayerfully as you study God's Word and

prepare to teach it. Here are some questions to ask yourself as you study God's Word:

- What did God/Jesus/the Holy Spirit do in this passage and what does this show us about Him?
- How does this fit into God's whole plan?
- What is God saying to me in this lesson?

Present the Gospel—The presentation of the Gospel may be different in each lesson, depending on the topic covered in the lesson.

Make yourself available for counselling—

When you present the Gospel message, there may be children who will respond independently. They may or may not tell you later that they have trusted the Lord Jesus Christ as Saviour. There may, however, be others who have questions and need help in knowing how to put their trust in Jesus.

As you teach the saved children, there may be times when they would like advice in a difficult situation; they may need clarification on how a particular lesson applies to their daily lives; they may find themselves in a situation where they do not know what the Bible says they should do; they may want to share a difficulty so that you can pray for them, especially if you are the only Christian support they have.

For these reasons, it is important that the children know you are available to talk and that they know when and where to go to do that. Use wisdom in deciding where to meet a child and always comply with the Child Protection Policy of your country. Finally, it is essential that unsaved children do not confuse coming to the Lord Jesus with coming to you. Always point them to Him. In all cases you should make yourself available at a different time than when you extend the Gospel invitation, so that the children never get the impression that they can only come to Christ by coming through you, or that they are saved simply by waiting to speak to you.

- **An example for use with the unsaved child**—“Do you really want to live for the Lord Jesus, but don't know how to come to Him? I will be glad to explain it to you from the Bible. Come and see me when the meeting is over. Remember, I can't forgive your sin—only the Lord Jesus can do that—but I will be glad to help you understand clearly how you can come to Him. Come and ask me any questions you have.”

- **An example for use with the saved child**—“If you have trusted the Lord Jesus as your Saviour and you have never told me about it, please let me know after the meeting. I would like to know if you too have trusted the Lord Jesus as your Lord and Saviour, so that I can pray for you and perhaps help you.”



WONDER TIME™

This is the time for children to get to know their Bible and the Author who wrote it. They will learn that this is God's message to them and that they can get to know God by reading His Word. During this time they will learn how to have a Quiet Time with God and they will be encouraged to rely on the Holy Spirit for understanding as they read the Bible.

The following activities are suggested for *Wonder Time*:

- Choose a song which talks about how God wants us to spend time with Him and sing it together with the children.
- Award *Good News Club® (GNC®)* membership cards and *60-Day Wonder Devotional Books* to children who have come to club for the third time, making them “official members” of the club.
- Introduce the Quiet Time concept.
- Encourage the children to use their *60-Day Wonder Devotional Books* and reward those who do.



MEMORY VERSE

In each series of lessons we include teaching notes for a verse(s) which are written to be specifically taught with each lesson. We want to teach and review each verse in a variety of ways so that the children not only memorise, but also understand God's Word and hide it in their hearts. Memory verses are taught using the IPEAR (Introduction, Presentation, Explanation, Application, Repetition) method. This will help the children understand the meaning of the verse and how it applies to their lives. You will find this to be a simple yet effective way of making Scripture learning fun. The repetition part of the method will help them hide God's Word in their hearts.



FURTHER HELP

Bible Timeline—The whole Bible tells of God’s plan to rescue sinners, deliver them from sin and death, and make them new in Jesus Christ by the work of the Holy Spirit. One day He will make all things new, destroying sin and death for ever.

The Bible Timeline will help to show the children that they are part of God’s plan. It will help them see how God has actively been present in the world from the time of creation. It is amazing to see that throughout history God has graciously revealed Himself to us so that we will know, love and follow Him. Towards the end of the Bible Timeline you could add a picture of the children in your club to show them that they are part of God’s plan. (The Bible Timeline is more suitable for situations where you are teaching lessons indoors.)

The Bible Timeline is available from your CEF® national office. If you need an address, contact the European Headquarters at the address at the front of this teachers’ guide.

Sidebar—Every lesson has space in the side column where you can write down whatever is helpful to you in teaching God’s Word. If you have background information that you want to include in that part of the lesson, make a note to yourself. If you have an idea for a fun activity to include in the lesson, jot down your ideas! This will help you personalise the lesson for your children.

Songs—Songs are used throughout the programme to supplement teaching, to help children grow in their understanding of God and to give them an opportunity to praise and worship God. When you introduce a song for the first time, be sure to take time to effectively teach it so that children will understand what they sing. The IPEAR (Introduction, Presentation, Explanation, Application, Repetition) method, used for teaching the memory verses, is also an excellent way to teach songs.

Practise using the visuals—It is wise to practise using the visuals before teaching the lesson to children. Become thoroughly familiar with them and know when you need to use them in the lesson.

Extra visual aids—Print out the words of the central truth for each lesson on card. Use lower case letters, so that even the younger ones can read the words easily. Ensure that the words are clear and can be easily read. Display this card at the beginning of the programme or when you first teach the central truth in the lesson. If you are using a flannelboard, you may want to back the card with flannel or pieces of flocked paper.

Extra visual aids are provided in the resource pack available from your CEF national office.



REVIEW TIME

Some review questions are given for each lesson. These can be used immediately after the lesson or the following week, before teaching the new lesson.

Review time, if conducted in an orderly way, can be an ideal opportunity to reinforce what you have taught, while still being fun for the children. You can use this time:

- To find out how much the children are understanding and remembering.
- To help you as a teacher know what you need to emphasise more, so that the children will remember more clearly what they have been taught.
- To provide a time of fun during the programme. The children like competition and look forward to this time. But it is more than just a game—it is a time of learning.

In this teachers’ guide questions on the lesson are included. It would also be profitable to include questions on the songs, memory verse and any other material you teach. In this way the children realise that every part of the programme is important.

GO!

Now you are ready and set to go teach the children in your club. We pray that, as you teach children, the Holy Spirit will change hearts and lives for God’s glory.

Beginnings | Master planning chart

	1	2	3	4	5
Lesson	God—the great Creator. Genesis 1:1—2:8.	Sin enters the world. Genesis 2:9,15-25; Genesis 3:1-24 and 2 Corinthians 11:3.	How to come to the King. Genesis 4:1-16 and Hebrews 11:4.	Walking with God (Enoch). Genesis 4:16-22,25-26, Genesis 5:1-29 and Hebrews 11:5.	Jesus gives safety (Noah). Genesis 6:1—9:17 and 2 Peter 2:5.
Lesson visuals	Flashcards 1-1 to 1-6 and 2-1 to 2-2. (See also lesson overview.)	Flashcards 2-1 to 2-6. (See also lesson overview.)	Flashcards 3-1 to 3-6. (See also lesson overview.)	Flashcards 4-1 to 4-6. (See also lesson overview.)	Flashcards 5-1 to 5-6. (See also lesson overview.)
Central truth	God is the great Creator.	All have sinned against the great King.	Everyone must come to God the way He has given.	You can know God.	Sin brings danger, but Jesus gives safety.
Application for unsaved	Realise that there is a great Creator God and thank Him.	Believe in Jesus Christ to rescue you from sin.	Have faith in Jesus for the forgiveness of sin.	You come to know Him through Jesus Christ.	Trust the Lord Jesus to keep you safe from the punishment you deserve.
Application for saved	Thank God that He is the great Creator.	There is no application for the saved child in this lesson.	Thank God that your sins are forgiven.	Get to know Him better.	There is no application for the saved child in this lesson.
Memory verse	Genesis 1:1. Actions.	Acts 16:31. Ping pong pong pong.	John 14:6. Stop/go.	John 17:3. Invitation.	Romans 8:1. Safe in a storm.
Songs	Songs about God's wonderful creation; God's power; how God is in control.	Songs about God being in control; sin; believing in the Lord Jesus for salvation.	Songs about having faith or trusting God; coming to God the right way; giving thanks to God for the gift of salvation.	Songs about talking to God; reading the Bible; Jesus' work on the cross.	Songs with a Gospel message; about how God loves us; about how Jesus can become your Saviour.
Review game	Creation sensory bag.	Fruit tree.	Walk of faith. Walk the right way.	Shoe matching.	In the ark?
Activity	Leaf printing. Creation bookmarks.	Painting stones. Crown door hanger.	Cotton wool lambs.	Walking with God.	Danger and safety. Animals. God's promise.
Wonder Time™	Creation acrostic. Discussion time.	Dominoes illustration. Discussion time.	Praise. Discussion time.	Prayer time. Discussion time.	Bridge illustration. God always keeps His promises.
Closing	Announcements; prayer; memory verse tokens.	Announcements; prayer; memory verse tokens.	Announcements; prayer; memory verse tokens.	Announcements; prayer; memory verse tokens.	Announcements; prayer; memory verse tokens.

God—the great Creator

This page has been designed for you to photocopy and place in your Bible as a ready reference.

Lesson overview

Scripture	Genesis 1:1—2:8.
Memory verse	“In the beginning God created the heavens and the earth” (Genesis 1:1).
Central truth	God is the great Creator.
Application for unsaved	Realise that there is a great Creator God and thank Him.
Application for saved	Thank God that He is the great Creator.
Visual aids	<p>Lesson</p> <ul style="list-style-type: none"> • Flashcards 1-1 to 1-6 and 2-1 to 2-2. • Central truth visual: “God is the great Creator.” • A picture which you have drawn or something you have made. • Bible Timeline. • A variety of leaves, fruits, vegetables or flowers for the children to touch and smell. (Be aware of allergies if you want to let the children taste a small piece of a fruit or vegetable.) <p>Memory verse</p> <ul style="list-style-type: none"> • Memory verse visual: Genesis 1:1. <p>Activity</p> <p>Leaf printing</p> <ul style="list-style-type: none"> • Old newspapers and old T-shirts/aprons. • Variety of leaves. • Coloured paint and paper plates for paint. • Paint brushes (optional). • Paper, paper plates or card to paint on. <p>Creation bookmarks</p> <ul style="list-style-type: none"> • Copy of the bookmark template on light card, one bookmark for each child. • Colouring pencils or felt-tip pens. <p><i>Wonder Time</i></p> <p>Creation acrostic.</p> <ul style="list-style-type: none"> • Large sheet of paper or whiteboard. • Marker.

Suggested programme

Before club	Complete attendance record as the children arrive.
Opening	Welcome, prayer, snack, establish rules.
Song	A song about God’s wonderful creation.
Memory verse	Genesis 1:1. Repetition: actions.
Song	A song about God’s power.
Bible lesson	God—the great Creator.
Song	A song about how God is in control.
Review game	Creation sensory bag.
Wonder Time	Creation acrostic; or discussion time.
Activity	Leaf printing; or creation bookmarks.
Closing	Announcements, prayer, memory verse tokens.

God—the great Creator

This page has been designed for you to photocopy and place in your Bible as a ready reference.

You may wish to read from God's Word the Scripture verses listed.

Scripture:

Genesis 1:1—2:8.

Memory verse:

“In the beginning God created the heavens and the earth” (Genesis 1:1).

Central truth:



God is the great Creator.

Application for unsaved:

Realise that there is a great Creator God and thank Him.

Application for saved:

Thank God that He is the great Creator.



I. INTRODUCTION

Who likes making things?

II. PROGRESSION OF EVENTS

- A. Day one—God speaks and light appears
- B. God creates day and night

- C. Day two—God speaks and the waters are separated
- D. God creates the ocean and the sky

- E. Day three—God gathers the sea together and dry ground appears
- F. God creates plants and trees **CTU, CTS**

- G. Day four—God creates the sun, moon, stars and planets (Genesis 1:14, Psalm 147:4)

- H. Day five—God fills the water with animals and the sky with birds

- I. Day six—God makes all the rest of the animals

- J. God creates the very first man, Adam (Genesis 1:26-27, Psalm 139:14) **CTU, CTS**

- K. God makes a woman, Eve, to be Adam's wife

III. CLIMAX

God's work is “**very** good!”

Day seven—God rests from His work

IV. CONCLUSION

You have a great Creator God

CTU, CTS



MEMORY VERSE

“In the beginning God created the heavens and the earth” (Genesis 1:1).

INTRODUCTION

(Show the children a book that is not the Bible. Then ask for a volunteer to come and find the beginning of the book.) I love getting new books to read! When I open the first page, at the very beginning, I’m excited to see what’s going to happen next. The very first verse of the Bible tells us about God and what He did at the beginning of the world.

PRESENTATION

(Show the children your Bible and remind them that this is the Word of God. Read the verse from your Bible and explain that at the very beginning of the Bible is where we can read this verse. Then have the children read the verse from the visual.)

EXPLANATION

“In the beginning”—Everything in the universe has a beginning, but **not** God. God has always been—for ever and ever. The universe wasn’t always here, but God was! In this verse the words “in the beginning” tell us when something happened. What do you think it was that happened? *(Allow response.)* God created the universe and everything in it. It wasn’t always here. God did it. This shows us how powerful God is, that He was able to make everything in the whole universe.

“God created”—What do these words tell us about God? *(Allow response.)* They tell us that there is one God. He is not two, three, four or five gods. He is just one God. These words also tell us that God is the great Creator. This word “create” means “to make”. God made the world out of nothing. The world did not create itself or come about by chance—it was created by God. It can be hard to understand how God could create this whole universe, but the Bible tells us this is true and we can believe everything the Bible says is 100% truth.

“the heavens and the earth”—What else does this verse tell us about God? *(Allow response.)* It tells us how powerful God is—He was able to make everything in the universe. We can see so much about God through what He made. He is the Creator of the universe and nothing is too difficult for Him.

APPLICATION

Unsaved: God does not want you to ignore Him or the beautiful world He created. He wants you to believe that He is the one true God who made the universe and everything in it. Then you should thank Him for who He is, the great Creator. Will you believe in God and thank Him for who He is? You can do that today!

Intersperse the **explanation**, **application** and **repetition**.

Saved: When you look around at the world God created, remember to give thanks to Him. He is so great, so creative and so powerful. He wants you to see that and to thank Him for everything.

REPETITION

Actions. Encourage the children to do the following actions as they repeat the verse:

- “The Bible says”—put hands together and then open as if opening a book.
- “in Genesis 1:1”—hold up one index finger as you say the first “one” and the other the second time you say “one”.
- “In the beginning”—hold up two thumbs and point backwards over shoulders.
- “God created”—point to mouth with two index fingers.
- “the heavens”—point upwards.
- “and the earth”—draw a circle in the air to represent the earth.



LESSON

FOCUS FOR THE TEACHER

Children are bombarded with the theory of evolution and many cultural influences which say, “There is no God!” This Bible lesson on creation is critical for today’s children. They can know that, not only is there a God, but He is God the great Creator who made the world and created them unique and special.

Through this lesson we want them to see that God is the great Creator! Scattered throughout the lesson are interesting facts about creation. Children will enjoy these facts and hopefully marvel at how amazing our great Creator God is. As you teach, ask God to reveal Himself to the children, that they would know that He is the Creator of everything.

*The following concept should be clearly conveyed during the club: **God is the great Creator.***

INTRODUCTION

(A lot of this lesson focuses on the central truth and therefore this is highlighted in bold throughout the lesson, rather than being indicated in the sidebar as in the other lessons. The applications are, however, highlighted in the sidebar.)

Who likes making things? *(Allow the children to respond.)* I have been busy making something. It’s something that I think is absolutely amazing! *(Reveal a picture which you have drawn or something you have made.)* It took me a long time making this. I had to think and plan what I was going to make, gather the equipment and material I needed, then I got stuck into creating it.

The Bible talks about a Creator. A very special and great Creator. In fact there is no other Creator like Him. Who do you think this is? *(Allow the children to respond.)* We call God the “great” Creator because the Bible says

He is far greater than anyone or anything, and that He is the only, one true living God. He is **God—the great Creator!**

To “create” means to make something. Listen to this verse from God’s Word the Bible and tell me what God created. *(Read Genesis 1:1 with the children and allow the children to respond. Indicate on the Bible Timeline when God created the world.)*

God created the whole universe and everything in it. All the fantastic things we see around us didn’t just happen—**God the great Creator** made them! *(Show the central truth visual and say, “God is the great Creator,” with the children. Encourage the children to perform actions while repeating the central truth as this can help them remember what they have been taught. Suggestions for actions: “God”—point upwards; “great”—flex both arm muscles; “Creator”— make the outline of the world with hands.)*

PROGRESSION OF EVENTS

Flashcard 1-1

Imagine what it might have been like when God made the world. *(Encourage the children to close their eyes tight. Ask them what they think it might have been like and allow them time to respond.)*

When God made the world, emptiness and darkness were everywhere. But then **God the great Creator** spoke words into the dark emptiness. He said, “Let there be light!” and light appeared! *(Encourage the children to open their eyes.)*

Only God could do that. The light didn’t come by chance. God didn’t need materials or supplies like I needed to make my craft. God spoke and the light appeared out of nothing. How great is God that He was able to create something beautiful out of nothing! *(Encourage the children to repeat the central truth.)* **God is the great Creator!**

The Bible says God was pleased with the light. He saw that it was good. God didn’t stop there. He separated the light from the darkness. God called the light, day. What do you think He called the darkness? *(Allow response.)* Yes, night! On the first day of creation, God made light and created day and night. God saw that it was good.

Flashcard 1-2

Day number two! *(Encourage the children to say, “Day number two,” with you while doing two air punches. Count as you do the air punches. You may prefer to have the children clap or stamp their feet rather than doing air punches or you could vary the activity by doing air punches here and a different activity at the start of the other days of creation.)* The earth was still covered by water and on the second day of creation God spoke and the waters moved and separated. The world became a big ocean and above it a great sky. *(Have the children point up at the sky then move their hands like ocean waves.)*

We cannot even understand how God could do such incredible things simply by speaking, but He did. How great is our Creator God! He has all power. **God is the great Creator!**

Flashcard 1-3

Day number three! *(Encourage the children to say, “Day number three,” with you while doing three air punches. Count the air punches—one, two, three.)* God continued to carry out His wonderful, perfect plan for the universe. So He spoke again. On the third day God gathered the sea together and the dry ground appeared. He created plants and trees that grow! Tell the person sitting next to you something that’s green and grows that God made. *(Allow response. If possible, provide a variety of leaves, fruits, vegetables or flowers for the children to touch and smell. You could even offer a small taste of a fruit or vegetable, but be aware of allergies. Alternatively you could ask the children to think about their favourite fruit, vegetable or flower.)*

On day number three God made all of these wonderful things that we can enjoy. Each was made with its own perfect design.

Did you know that plants provide oxygen, which people need to breathe? Take a deep breath. *(Do with the children.)* When you breathed in, you were breathing oxygen. God created plants with this very special job to do. He created everything perfectly. The Bible tells us that on day three when God created the plants and the trees, He saw that “it was good”!

I wonder, when you look at plants and flowers in nature do you ever think about the one who created them? The Bible tells us that it is God who created those things. God designed and made everything. He is so creative and generous to us and this deserves our thanks and praise!

The next time you go outside, look at the plants and trees and try to remember to give praise to God. Thank Him that He wanted to give us this beautiful world and for everything He has made. Thank Him that **He is the great Creator.**
(Encourage the children to repeat the central truth—“God is the great Creator.”)

Flashcard 1-4

Day number four! *(Encourage the children to say, “Day number four,” with you while doing four air punches. Count the air punches—one, two, three, four.)*

On day four of creation God said *(read Genesis 1:14)*, “Let there be lights in the firmament of the heavens to divide the day from the night; and let them be for signs and seasons, and for days and years.” The sun shone by day and the moon by night.

God also made the stars. Guess how many stars are in our Milky Way galaxy. *(Allow response.)* Over 100 billion! How many galaxies do you think there are? *(Allow response.)* Over 100 billion and even more are being discovered! That means the total number of stars is over 100 billion times 100 billion! The Bible says God calls the stars by name. *(Read Psalm 147:4.)* “He counts the number of the stars; He calls them all by name.” *(Help young children understand the vastness of the universe by pretending to count lots of stars with them and telling*

CTU, CTS

them that even if they lived to be 100 years old, they would never have enough time to count all of the stars in our galaxy.)

God made the planets and placed them in their exact orbits. The planets in our solar system have stayed in place for thousands of years. They never spin out of orbit or crash into each other.

How wonderful is God and His creation! When you go outside and look up at the stars it can help you see how massive our universe is. God wants you to realise that He is the great Creator, the One who is much greater than we are and who controls everything. **God is the great Creator** and He wants us to thank and praise Him for everything He has made and done.

Flashcard 1-5

Day number five! *(Encourage the children to say, "Day number five," with you while doing five air punches. Count the air punches—one, two, three, four, five.)* On day five God spoke again and began to fill the world He had made! God filled the water with animals! Name some of the animals which live in the water. *(Allow response.)* You were able to name lots of animals which live in the water. Isn't it incredible that God didn't just make one type of animal which lives in the water, but He created lots and lots of different types, each one unique and special? *(You could tell the children an interesting fact about a fish or a bird and its particular ability. For example, some ducks sleep with one eye open so they can be on the lookout for danger!)*

What a wonderful, creative God He is! **God is the great Creator.** *(Encourage the children to repeat the central truth—"God is the great Creator.")*

God also filled the sky with birds! By the end of the fifth day, the sky and seas were filled with life. God saw that "it was good"! That means God was pleased with what He had made by His words. Let's say that together. *(Say, "It was good!" with the children. The children would enjoy pretending to swim like ocean animals and then pretending to fly like birds.)*

Flashcard 1-6

Day number six! *(Encourage the children to say, "Day number six," with you while doing six air punches. Count the air punches—one, two, three, four, five, six.)* On the sixth day God made all the rest of the animals! On the count of three, shout out your favourite animal. *(Allow response.)* Did you know God made the dinosaurs? He did! Dinosaurs were animals just like all other land animals. What a wonderful creative God He is! **God is the great Creator.** *(Make the sounds of several animals that will be easily recognisable by the children in your group and have them name the animal that goes with each sound.)*

Flashcard 2-1

God wasn't finished creating yet! He was going to make the most special creation of all.

(Read Genesis 1:26-27.) “Then God said, ‘Let Us make man in Our image, according to Our likeness; let them have dominion over the fish of the sea, over the birds of the air, and over the cattle, over all the earth and over every creeping thing that creeps on the earth.’ So God created man in His own image; in the image of God He created him; male and female He created them.”

God made the very first man, Adam, from the dust of the earth. God breathed into Adam and he began to live! Adam was different from all the other creatures God created because Adam was made in God’s image.

Just like God made Adam, God also made you. He has created you special and unique. *(Read Psalm 139:14.)* “I will praise You, for I am fearfully and wonderfully made; marvellous are Your works, and that my soul knows very well.”

Everyone, look at your thumb and show it to the person next to you. *(Encourage the children to look and notice how each thumbprint is unique and different.)* Isn’t it wonderful to know that you are designed and uniquely made by **God the great Creator** and He says that you are incredibly special?

When you go home and you look at yourself in the mirror, thank God that He made you, that He loves you and that He says you are special. Thank Him that He, the great Creator, made and designed you.

(You could tell the children an interesting fact about their body. For example, that their heart beats about 60 times every minute of the day—about 8,600 times every day!)

Flashcard 2-2

Because God loved Adam, He did something very special for him. God caused Adam to fall into a deep sleep. *(Encourage the children to pretend to go to sleep.)* Then God took a rib from Adam’s side. From the rib God made a woman and brought her to Adam to be his wife. Adam named her Eve. God gave them a special job by putting them in charge of the rest of creation. *(Simplify this teaching for younger children by pointing at your ribcage and saying that God took a bone from Adam’s side and used it to make a woman.)*

CLIMAX

In six days **God the great Creator** made our world and everything in it. When He was finished, God looked at His work. God saw everything He had created and “it was **very** good”!

Day number seven! *(Encourage the children to say, “Day number seven,” with you while doing seven air punches. Count the air punches—one, two, three, four, five, six, seven.)*

On the seventh day, God rested from His work. God did not rest because He was tired. He rested because His work was finished and He was satisfied with it.

CTU, CTS

CTU, CTS

Review game

"Creation sensory bag"

Materials:

- Pillow case or cloth bag.
- Timer.
- A variety of sensory items (at least two of each)—eg pine cones, smooth stones, shells, leaves, oranges, feathers, ribbon, pipe cleaners, sponges, balls of wool, cotton wool, balls, sandpaper/emery board.

Instructions:

Divide the children into two teams. Ask questions, alternating between the teams. If a child answers a question correctly he gets ten points for his team. He can earn extra points by finding two matching sensory items from the feely bag. He does this by putting his hand into the bag and without looking, feels the different items and lifts out two that are matching. He is given ten seconds to do this. The other children can join in counting down from ten to zero. Award an extra ten points if a match is made. The team with the most points wins.

CONCLUSION

When you see the world around you, remember what the Bible says. You have a spectacular, **great Creator God**. Thank Him that He is the one and only great Creator God. Thank Him that there is no one like Him. Thank Him that He has all power. Thank Him for the amazing world He has created.

**REVIEW QUESTIONS**

1. How do we know how the world was made? (God tells us in the Bible.)
2. When did God create the heavens and the earth? (In the beginning.)
3. What was the earth like before God created light? (Dark and empty.)
4. How did God create the sun, moon, plants, etc? (He spoke and it happened.)
5. What did God think about everything He had created? (It was good.)
6. Why could God create simply by speaking? (Because He is the all-powerful God, the great Creator.)
7. Tell me something special you know about God. (Answers may vary. Examples in the lesson include: He made everything; He is the one true living God; He is powerful; He is creative.)
8. What does God want us to give Him? (Our thanks/praise.)
9. Why does God want us to thank Him? (He wants us to be thankful that He is the great Creator and He has given us everything.)
10. Can you repeat the Bible verse we learned today? ("In the beginning God created the heavens and the earth" Genesis 1:1.)

**WONDER TIME**

Option 1: Creation acrostic. (This activity can either be done in small groups or with all the children together.) Write down the word "creation" vertically on a large sheet of paper or whiteboard. Taking one letter of the word at a time, ask the children for things God made beginning with that letter. Write these words on the lines that begin with the same letters. For example:

Children, clouds, camels
Raspberries, rain, rivers
Eagles, eggs
Ants, apples
Trees
Iguanas, ice
Oranges
Nuts, nectarines

We read in the Bible that God created the whole universe and everything in it. All the wonderful things that we see, touch, smell, eat and hear have been made by God. Remember, He wants us to thank Him that He is the great Creator! Let's pray together, thanking God that He is the great Creator and for everything He has created.

(If time allows, provide Bible references that speak of God's work in creation. Encourage the children to find and read these verses in their Bibles. It would be good to put the children into mixed ability groups for this activity and encourage them to help each other find and read the verses together. Examples of verses: Genesis 1:14, Psalm 33:6, John 1:3, Hebrews 11:3.)

Option 2: Discussion time. *(This activity will help make children aware that God created everything around them, as well as them. God carefully and wisely created every big and little thing—all animals and human beings. We can be thankful that He gave us all this to enjoy.)* We learned today that God is the great Creator who created everything, including you and me. Do you remember what He created first? *(Choose the questions as time allows and/or adapt them to your group of children.)*

Day one: At the beginning there was only darkness and emptiness everywhere. How do you feel when you are in the dark? Are you happy? Do you feel lonely in the darkness, as there is not much you can do? *(Encourage the children to share.)* Then God created light. How do you feel when you are all alone in a dark room and then somebody turns on the light? Does that make you happy? *(Encourage the children to share.)*

Day two: God created the sky and separated the waters above and the waters below the sky. Why is it important that we have rain, rivers and lakes? *(Encourage the children to share.)*

Day three: Then God created the sea and dry land and all the plants and trees. Have you ever been to the sea? Did you like it? What would life be like if there were no dry land? Which is your favourite plant/tree and why? *(Encourage the children to share.)*

Day four: Do you remember what God created next? *(Allow the children to respond.)* Yes, He created the sun, the moon, all the stars and the planets. Since that day we have daytime and nighttime, and we also have seasons. Have you ever watched a starry sky? Could you count all the stars? Remember, God calls every star by name. What is your favourite season and why? Why do you think seasons are important? *(Encourage the children to share.)*

Day five: On day five, God created all the animals in the waters and in the sky. Can you imagine how dull life would be without fish and birds? Isn't it nice when you wake up in the morning and hear birds singing? What is your favourite animal living in the water? What is your favourite animal living in the air? *(Encourage the children to share.)*

Day six: Then God created all the other animals living on dry land—but He didn't stop there. He created man in His own image to have a relationship with Him. After that He saw it was very good. What is your favourite animal living on dry land and why? Why do you think God sees man as His most precious and valuable creation? *(Encourage the children to share.)*

Day seven: What did God create on day seven? *(Allow the children to respond.)* Yes, you are right. He didn't create anything. He rested and enjoyed everything He had created. We too need rest and we can use that time to admire everything God created. We can be thankful to Him for creating us. We can say short prayers now to show Him how grateful we are for everything He created. *(Encourage children to say short prayers to thank God. The teacher concludes with prayer time.)*



ACTIVITY

Option 1: Leaf printing. Cover surfaces with newspaper. Provide a variety of leaves for the children to choose from. Dip leaves into paint or use brushes to paint the leaves. Children can make prints, patterns or pictures with their painted leaves on paper, paper plates or card. You could make a wall display of the finished pictures to help the children remember that “God is the great Creator.” Alternatively the children could make cards to give away. To do this, fold a piece of card in half and decorate it by sticking on leaves or making leaf prints with paint.

Option 2: Creation bookmarks. Cut out the bookmarks, one for each child. Children can colour in the picture and verse on the bookmark. Encourage the children to write their own acrostic of the word “creation” on the back of the bookmark to help them think about God's wonderful creation.

Sin enters the world

This page has been designed for you to photocopy and place in your Bible as a ready reference.

Lesson overview

Scripture	Genesis 2:9,15-25; Genesis 3:1-24 and 2 Corinthians 11:3.								
Memory verse	"... Believe on the Lord Jesus Christ, and you will be saved ..." (Acts 16:31).								
Central truth	All have sinned against the great King.								
Application for unsaved	Believe in Jesus Christ to rescue you from sin.								
Application for saved	There is no application for the saved child in this lesson.								
Visual aids	<table border="0"> <tr> <td style="vertical-align: top;">Lesson</td> <td> <ul style="list-style-type: none"> • Flashcards 2-1 to 2-6. • Central truth visual (in two parts): "All have sinned against" and "the great King." • Central truth visual from lesson 1 (optional): "God is the great Creator." • A paper crown you have made (or a picture of a crown). • A variety of growing things found in a garden. Include a weed or a plant that is dying. • Bible Timeline. </td> </tr> <tr> <td style="vertical-align: top;">Memory verse</td> <td> <ul style="list-style-type: none"> • Memory verse visual: Acts 16:31. • Pictures of various problems and the "rescuers"—eg fire/firefighter, broken down car/tow truck, someone sick in bed/doctor, someone struggling in the water/lifeguard and a dark heart/crown. </td> </tr> <tr> <td style="vertical-align: top;">Activity</td> <td> <p>Painting stones</p> <ul style="list-style-type: none"> • Flat smooth pebbles or stones. • Paint (acrylic is best for painting on stones). • Fine paintbrushes. • Water. • Clear varnish. • Paper plates (optional). <p>Crown door hanger</p> <ul style="list-style-type: none"> • Print the door hanger template onto card and cut out one for each child. </td> </tr> <tr> <td style="vertical-align: top;"><i>Wonder Time</i></td> <td> <p>Dominoes illustration</p> <ul style="list-style-type: none"> • A set of dominoes or wooden blocks. • Blank stickers and pens/pencils (optional). <p>Discussion time</p> <ul style="list-style-type: none"> • A copy of the worksheet and a pen/pencil for each group. </td> </tr> </table>	Lesson	<ul style="list-style-type: none"> • Flashcards 2-1 to 2-6. • Central truth visual (in two parts): "All have sinned against" and "the great King." • Central truth visual from lesson 1 (optional): "God is the great Creator." • A paper crown you have made (or a picture of a crown). • A variety of growing things found in a garden. Include a weed or a plant that is dying. • Bible Timeline. 	Memory verse	<ul style="list-style-type: none"> • Memory verse visual: Acts 16:31. • Pictures of various problems and the "rescuers"—eg fire/firefighter, broken down car/tow truck, someone sick in bed/doctor, someone struggling in the water/lifeguard and a dark heart/crown. 	Activity	<p>Painting stones</p> <ul style="list-style-type: none"> • Flat smooth pebbles or stones. • Paint (acrylic is best for painting on stones). • Fine paintbrushes. • Water. • Clear varnish. • Paper plates (optional). <p>Crown door hanger</p> <ul style="list-style-type: none"> • Print the door hanger template onto card and cut out one for each child. 	<i>Wonder Time</i>	<p>Dominoes illustration</p> <ul style="list-style-type: none"> • A set of dominoes or wooden blocks. • Blank stickers and pens/pencils (optional). <p>Discussion time</p> <ul style="list-style-type: none"> • A copy of the worksheet and a pen/pencil for each group.
Lesson	<ul style="list-style-type: none"> • Flashcards 2-1 to 2-6. • Central truth visual (in two parts): "All have sinned against" and "the great King." • Central truth visual from lesson 1 (optional): "God is the great Creator." • A paper crown you have made (or a picture of a crown). • A variety of growing things found in a garden. Include a weed or a plant that is dying. • Bible Timeline. 								
Memory verse	<ul style="list-style-type: none"> • Memory verse visual: Acts 16:31. • Pictures of various problems and the "rescuers"—eg fire/firefighter, broken down car/tow truck, someone sick in bed/doctor, someone struggling in the water/lifeguard and a dark heart/crown. 								
Activity	<p>Painting stones</p> <ul style="list-style-type: none"> • Flat smooth pebbles or stones. • Paint (acrylic is best for painting on stones). • Fine paintbrushes. • Water. • Clear varnish. • Paper plates (optional). <p>Crown door hanger</p> <ul style="list-style-type: none"> • Print the door hanger template onto card and cut out one for each child. 								
<i>Wonder Time</i>	<p>Dominoes illustration</p> <ul style="list-style-type: none"> • A set of dominoes or wooden blocks. • Blank stickers and pens/pencils (optional). <p>Discussion time</p> <ul style="list-style-type: none"> • A copy of the worksheet and a pen/pencil for each group. 								

Suggested programme

Before club	Complete attendance record as the children arrive.
Opening	Welcome, prayer, snack, establish rules.
Song	A song about God being in control.
Bible lesson	Sin enters the world.
Song	A song about sin.
Memory verse	Acts 16:31. Repetition: ping ping pong pong.
Song	A song about believing in the Lord Jesus for salvation.
Review game	Fruit tree.
Activity	Painting stones; or crown door hanger.
Wonder Time	Dominoes illustration; or discussion time.
Closing	Announcements, prayer, memory verse tokens.

Sin enters the world

This page has been designed for you to photocopy and place in your Bible as a ready reference.

You may wish to read from God's Word the Scripture verses listed.

Scripture:

Genesis 2:9,15-25.
 Genesis 3:1-24.
 2 Corinthians 11:3.

Memory verse:

"... Believe on the Lord Jesus Christ, and you will be saved ..." (Acts 16:31).

Central truth:

All have sinned against the great King.

Application for unsaved:

Believe in Jesus Christ to rescue you from sin.

Application for saved:

There is no application for the saved child in this lesson.



I. INTRODUCTION

Who wears a crown?
 (Psalm 33:9)

II. PROGRESSION OF EVENTS

- A. God is King over all He created
- B. God places Adam and Eve in a beautiful garden called Eden (Jeremiah 31:3b) **CT**
- C. God gives Adam and Eve a command and a warning (Genesis 2:16-17)
- D. The serpent asks Eve about God's command and warning (Genesis 3:1b)
- E. Satan lies to Eve
- F. Eve makes the wrong choice and listens to Satan
- G. Eve gives the fruit to Adam to eat (Romans 3:23) **CT**
- H. Sin enters the world

- I. Adam and Eve hide from God
- J. Adam tries to blame Eve
- K. Eve tries to blame the serpent
- L. God punishes the serpent, Adam and Eve (Acts 16:31) **CTU**

III. CLIMAX

God makes clothes out of animal skins for Adam and Eve
 God sends Adam and Eve out of the garden **CT**

IV. CONCLUSION

Are you going to believe this wonderful promise from God the great King? **CTU**



LESSON

INTRODUCTION

What is this? (*Show a paper crown and allow the children to respond.*) Who wears a crown? (*Allow the children to respond.*) A king or queen wears a crown and this shows that they have great power and control over their kingdom. (*Choose a child to come to the front to wear a crown and pretend to be King or Queen. Encourage them to call out commands for the rest of the group to follow. For example, “Run on the spot”, “Touch your toes”, etc.*)

The Bible tells us about the most important and powerful King of all. Who do you think this is? (*Allow the children to respond.*) Yes, God! Remember that God is the great Creator who created everything in the universe. (*Remind the children of the central truth from lesson 1. You may want to show them that central truth visual.*) He also has power and control over everything He has created. He is the great Creator **and** He is the great King. (*Show the second part of the central truth visual—“the great King”. Read Psalm 33:9 from your Bible.*) “For He spoke, and it was done; He commanded, and it stood fast.” God the great Creator is King over everything!

PROGRESSION OF EVENTS

Flashcard 2-1

Can anyone remind us of what God the great King has created? (*Allow the children to respond.*) **God** is King over all these things.

Flashcard 2-2

When God created Adam and Eve, He placed them in a beautiful garden called Eden. We can't even imagine how wonderful the garden was! What kinds of things might you see in a garden? (*Allow response. If possible, allow the children to see and touch a variety of growing things found in a garden. Include a weed or plant that is dying.*)

I have lots of these in my garden (*show weed or plant that is dying*) but they would not have been in the garden of Eden because everything there was perfect! God would come and talk with Adam and Eve because He had created them and they were very special to Him. He really loved them!

God also loves you. He made you and you're very special to Him. In the Bible God says (*before the club begins, choose a child to read Jeremiah 31:3b at this point*), “I have loved you with an everlasting love; therefore with lovingkindness I have drawn you.” God knew you and loved you before you were even born! This is very different from a king here on earth, who doesn't know or love every person in their country as God does.

God deeply loved and cared for Adam and Eve. He was not only their Creator, but also the great King who is loving and good. Because He is a

CT

loving King who wanted only what was good for Adam and Eve, God gave Adam a very important command and warning. Let's read from God's special book, the Bible, what this very important command and warning was. *(Read Genesis 2:16-17 and encourage the children to tell you what God told Adam not to do.)* "And the Lord God commanded the man, saying, 'Of every tree of the garden you may freely eat; but of the tree of the knowledge of good and evil you shall not eat, for in the day that you eat of it you shall surely die.'"

Adam and Eve had to choose to obey the great King or do what **they** wanted to do. God gave them freedom to either obey or to disobey Him. If God had not given them this choice they would have been like robots or slaves. God wanted them to love Him freely without being forced.

Flashcard 2-3

Among the animals in the garden was a creature called the serpent. It was not like serpents or snakes that you and I know today. This serpent was used by Satan (we also call him the devil), God's enemy! Satan was an angel of God who wanted to go against God the great King. He wanted to be in control. He wanted to be number one. Satan hates God and fights against Him. He wants everyone else to go against God the great King. The Bible tells us Satan used the serpent to speak to Eve.

The serpent asked Eve about God's command and warning that He had given to them. He said *(read Genesis 3:1b)*, "Has God indeed said, 'You shall not eat of every tree of the garden?'"

Adam would have told Eve God's special command and warning. Can you remember what it was? *(Allow response.)* "We may eat the fruit of all the trees in the garden except the tree of the knowledge of good and evil," Eve replied. "God said if we eat from that tree or even touch it, we will die." (From Genesis 3:2-3.)

Satan lied to Eve, saying, "You will not die. You will become like God, knowing good and evil." Eve had a choice to make. She could choose to obey God her Creator and great King, the One who made her, loved her and knew what was best for her. Or she could choose to disobey God the great King. What was the best choice for Eve to make? *(Allow the children to respond.)* Why was that the best choice for her to make? *(Allow the children to respond.)*

Sadly Eve made the wrong choice. She listened to Satan. She looked at the tree—the fruit looked so good! She reached up, picked the fruit ... and ate it!

Flashcard 2-4

After Eve ate the fruit, she gave some to Adam. The Bible says Adam also ate the fruit. Adam and Eve chose to go against God the great King.

It is like Adam and Eve tried to take the crown from God and make themselves king. *(Put the paper crown used in the introduction on your head to visualise*

this.) They did what they wanted to do instead of doing what God knew was best.

The Bible calls this sin. That is how sin entered the world. Their disobedience made a big difference to you and me. It means that you and I are born sinners, wanting to disobey God rather than obey Him.

Since the day when Adam and Eve sinned, **all have sinned against the great King.** *(Display both parts of the central truth visual and encourage the children to say it.)* The Bible says *(before the club begins choose a child to read Romans 3:23 out loud)*, “For all have sinned and fall short of the glory of God.” Who does the Bible say has sinned? *(Allow the children to respond. On the Bible Timeline show when sin entered the world.)*

All have sinned against the great King. *(Display the central truth visual.)* That includes you and me. Perhaps you pretend not to hear when your parents or the people who look after you tell you to do something. Maybe you are greedy and don’t want to share. Or perhaps you get really angry over something that someone has done to you. You can probably think of other ways you’ve sinned. *(If time permits encourage the children to discuss examples of sin with the person beside them or in small groups.)*

Sin is very serious because it separates you from God the great King. No matter how hard you try or no matter how good you think you are, you have disobeyed God the great King. This disobedience means you are an enemy of God the great King. To be an enemy of God means that you are not friends with God, rather you are going against God the great King. As an enemy of God you cannot be with God your Creator, God the great King—the God who made you and loves you and knows what is best for your life.

This all sounds like very sad news, but the Bible is all about how God the great King had a rescue plan. This is the best news!

How sad that Adam and Eve did what they wanted to do instead of obeying God the great King and, because they did, sin entered the world.

Flashcard 2-5

All of a sudden everything changed. God’s creation was no longer perfect. Adam and Eve had chosen to disobey God the great King. They realised they had made a wrong choice against God, and they were ashamed. They made coverings for themselves out of fig leaves.

CT

CTU

When God came into the garden to talk with Adam and Eve, they hid from Him. They felt guilty and afraid. They had never felt this way before!

“Adam, where are you?” God asked. Did God already know what had happened? *(Allow response.)* Yes, God knows everything people think and do because He is the great King.

When God asked him if he had disobeyed, Adam tried to blame Eve. When God asked Eve what she had done, she tried to blame the serpent. Because of what it had done, God told the serpent that from now on it would crawl on its belly and eat dust from the ground.

But what would happen to Adam and Eve? *(Allow the children to respond.)* Remember God told Adam and Eve that if they ate the fruit and disobeyed Him, there would be consequences? Can anybody remember what God warned would happen? *(Allow the children to respond.)*

God the great King always tells the truth. Although Adam and Eve’s bodies did not die that day in the garden, at that very moment they died in another way. The Bible calls this spiritual death. It means they lost their relationship with God the great King and started to die. It means they had to be separated from God, the One who really loved them and wanted what was best for them.

All have sinned against God the great King, who is perfect and who always does what is right. The consequences of our sin are that we are not able to be with God and are separated from His love and friendship for ever. But out of God’s great love for His creation, when Adam and Eve sinned, God made a promise to send a rescuer, someone who would show us the only way to God. This rescuer—that God promised in the book of Genesis—is Jesus. Jesus, God the Son, came from Heaven to earth to suffer and die. He willingly went to the cross and gave His life for all sin. Three days later He rose again! The Bible tells us that the only way we can be rescued from separation from God is by believing in Jesus. *(Ask a child at the start of the club to read Acts 16:31.)* “So they said, ‘Believe on the Lord Jesus Christ, and you will be saved, you and your household.’” To “believe” means that you are placing your trust only in Jesus, God the Son, who died and rose again for you to rescue you from the consequences of your sin. If you believe in Him He will rescue you and bring you into God’s for ever family so that you can live each day for Him.

CLIMAX**Flashcard 2-6**

The Bible says that God made clothes out of animal skins for Adam and Eve and sent them out of the garden. He placed angels at the entrance and

a flaming sword turning in all directions, so that they could never, ever go back.

Can you imagine if this was the end of this story? Imagine if there was no way that we could come to God the great King! But this is not the end! Remember there is good news. Amazing news! Can anyone remember the special promise that God made? *(Allow the children to respond.)* God promised to rescue people from sin—a promise to destroy Satan and a promise to make a way back to God the great King. He promised to send a rescuer—the Lord Jesus Christ, the Son of God.

CT

CONCLUSION

(As you speak hold the crown from the beginning of the lesson as a visual reminder to the children.) Are you going to believe this wonderful promise from God the great King? Are you going to believe in Jesus to rescue you from the consequences of your sin? Make the best choice by believing in Jesus and making God the great King of your life. The Bible says that you can do this today. To believe in Jesus means to return this crown to the one to whom it belongs—God the great King.

CTU



MEMORY VERSE

“... Believe on the Lord Jesus Christ, and you will be saved ...” (Acts 16:31).

INTRODUCTION

How would you feel if you were in danger and didn't know who could save you? *(Allow response.)* Let's play a game to find the right rescuer. *(Display pictures of various problems and the “rescuers”—eg fire/firefighter, broken down car/tow truck, someone sick in bed/doctor, someone struggling in the water/lifeguard and a dark heart/crown. Ask for a volunteer to match the rescuers to the problem.)*

In our memory verse today we will learn about a very special rescuer and what it is that we need to be saved from.

PRESENTATION

(Read Acts 16:31 from the Bible. Show memory verse visual and explain that the words on the visual are printed larger so it is easier to read together. Be sure to explain that they are the same words that are written in God's Word the Bible. You could have a child check in the Bible as the others read from the visual.)

EXPLANATION

(Show the picture of the dark heart.) This dark heart helps us think about what we need to be saved from. The Bible calls it “sin”. Sin is disobeying God and is

Intersperse the **explanation**, **application** and **repetition**.

a problem that everyone has from the moment we are born, and there is no way to save yourself from it. Sin is so serious that God will punish it.

A good and loving king would want to help the people of his kingdom if they were in danger. (*Show the picture of the crown.*) This crown helps us think about God, the great King. God knew that, because of sin, each person was in danger of punishment. And God the great King had a rescue plan. He sent someone to save us from the punishment we deserve for our sin. Who do you think this rescuer is? (*Allow response.*) This rescuer is God's only Son, the Lord Jesus.

How did Jesus become the rescuer from sin? (*Allow response.*) The Lord Jesus was the only person to ever live a perfect life without sin. Yet Jesus took the punishment for sin when He died on the cross. God's punishment was given to Jesus so that it doesn't have to be on us. Isn't that wonderful to know?

But the verse has something else very important to teach us.

APPLICATION

What do **you** need to do to be saved by the Lord Jesus? (*Allow response.*)

Unsaved: "Believe." You need to believe that the Lord Jesus has already taken the punishment you deserve when He died on the cross and rose again. You need to believe that He can and will forgive your sin if you ask Him. Tell Him that you are sorry for your sin and that you want to be rescued by Him. If you do that He promises to save you right away. Then you will not be in danger of being punished by God for your sin. You can do that right now.

Saved: If you have believed in the Lord Jesus then you can know for sure that He has saved you from the punishment your sin deserves. This should make you want to thank Him for all that He has done for you! Thank Him today as you speak to Him in prayer.

REPETITION

Ping ping pong pong. Divide the children into two groups. Begin with everyone repeating the reference together. Group one will say the first two words of the verse, group two will then say the next two words of the verse. Repeat the pattern until you finish the verse. Swap which group goes first as you continue to repeat the verse together.



REVIEW QUESTIONS

1. When God created Adam and Eve, where did He place them? (In a beautiful garden that was perfect.)
2. What important command and warning did God give to Adam? ("Of every tree of the garden you may freely eat; but of the tree of the

knowledge of good and evil you shall not eat, for in the day that you eat of it you shall surely die”—Genesis 2:16-17.)

3. Why did God give them this command and warning? (He is a loving King who wanted only what was good for Adam and Eve.)
4. Who is determined to spoil what God has made? (Satan, the devil.)
5. When Adam and Eve ate the fruit of the tree of the knowledge of good and evil, what entered the world? (Sin.)
6. Why is sin so serious? (It separates you from God the great King.)
7. How did Adam and Eve’s disobedience make a big difference to you and me? (Since that day all have sinned against God.)
8. When God sent Adam and Eve out of the garden of Eden, why could they not go back in? (God had placed angels at the entrance and a flaming sword turning in all directions, so they could never go back.)
9. What promise did God give Adam and Eve after they had sinned? (He would send a rescuer—the Lord Jesus Christ—who would make a way that people could be brought to God.)
10. What do you need to do to be rescued from separation from God? (Completely believe in Jesus. To believe that Jesus died and rose again to rescue you from the consequences of your sin.)
11. When does God want you to completely believe in the Lord Jesus Christ? (Right now!)
12. Which Bible verse did we learn today? (“... Believe on the Lord Jesus Christ, and you will be saved ...”—Acts 16:31.)



ACTIVITY

Option 1: Painting stones. Beforehand, clean the stones and allow to dry. Cover surfaces with newspaper. The children can paint a crown on their stone. They could also paint something they have learned about God—such as “God the great King.” The teacher should allow the paint to dry for at least one day then cover with clear varnish to seal. (The varnish should be applied by an adult.) Depending on the age of the children in your group, they may find it easier to do this activity using a paper plate rather than a stone, in which case the painting does not need to be varnished afterwards.

Option 2: Crown door hanger. Each child can colour in the picture and verse on the door hanger. Decorate as desired. Encourage the children to display at home to help them remember that God is the great King!

Review game

“Fruit tree”

Materials:

- A dice.
- Coloured markers.
- Either a whiteboard, or two large sheets of paper and something to stamp with.

Instructions:

Draw two large trees onto a whiteboard or large sheets of paper—one tree for each team. Divide the class into two teams. Ask questions, alternating between the teams. If a child answers a question correctly he gets ten points for his team. He can earn extra points by rolling one dice and then drawing that number of pieces of fruit on the tree. If a whiteboard is being used, the children can draw the fruit with whiteboard pens; if a piece of paper is being used, the children can either draw the fruit or use a stamper. The other children can join in by counting the pieces of fruit as he draws/stamps them. Add the number of points to the number of pieces of fruit on the team’s tree. The team with the highest score wins.



WONDER TIME

Option 1: Dominoes illustration. *(On a table set up some dominoes or wooden blocks in a line for the children to see. To add to the illustration, each child could write his name on a sticker and fix it to one of the blocks. The first block could have the name "Adam" on it.)*

I wonder what will happen when the first domino is knocked over? *(Allow response.)* The first domino will hit the second, the second will hit the third, the third will hit the fourth and so on until all fall down. Every domino is affected by that very first one. Let's see. *(Allow one child to tap the first domino and watch them all fall.)*

You have heard today about Adam and Eve and how they sinned against God the great King. Since that day in the garden of Eden all have sinned. Adam's sin had an effect on every single person in the world from that day on.

Maybe you think you haven't done anything really bad, or that you are a good person who tries hard to please God. However, no matter how hard you try you have still disobeyed God and sinned against the great King. Because God is perfect and always does what is right, He takes all sin very seriously. Sin is very serious because it separates you from God the great King. But God offered a solution for this problem. He sent His only Son Jesus who had no sin to die on the cross in our place. After three days He rose again from the dead. If you believe in Him and what He did for you, He will forgive all your sin and you will be saved. Then you will be brought into God's for ever family.

Let's pray together and thank God that He sent Jesus to be our perfect rescuer from sin.

Option 2: Discussion time. *(Divide the children into smaller groups and give each group a copy of the worksheet and pen/pencil. The children should write/draw some examples of how children of their age sin. Suggest some examples of more unusual sins, such as pushing in to a queue, wishing someone evil, ignoring someone in need, eating more sweets than others [greed], refusing to forgive, not keeping a promise, tricking others, shouting in rage. Encourage the children to share some examples in small groups. Then have all the children come back together to listen to your short explanation.)*

You heard today from the Bible that sin separates us from God. Maybe you think, "I didn't do anything that bad." But as we could see in our small groups, even little children sin. God hates sin because He is holy and pure. He cannot stand it in His presence. So even if you lied only once in your life, you cannot come to God. But God offered a solution for this problem. He sent His only Son Jesus, who had no sin, to die on the cross in our place. After three days He rose again from the dead. If you believe in Him and what He did for you, He will forgive all your sin and you will be saved. Nothing will separate you from God. (Based on Acts 16:31.)

How to come to the King

This page has been designed for you to photocopy and place in your Bible as a ready reference.

Lesson overview

Scripture	Genesis 4:1-16 and Hebrews 11:4.								
Memory verse	"... No one comes to the Father except through Me" (John 14:6).								
Central truth	Everyone must come to God the way He has given.								
Application for unsaved	Have faith in Jesus for the forgiveness of sin.								
Application for saved	Thank God that your sins are forgiven.								
Visual aids	<table border="0"> <tr> <td style="vertical-align: top;">Lesson</td> <td> <ul style="list-style-type: none"> • Flashcards 3-1 to 3-6. • Central truth visual: "Everyone must come to God the way He has given." • An envelope containing a letter from a friend inviting you to his new house and directions to get there. • Central truth visual from lesson 1 (optional): "God is the great Creator." • Central truth visual from lesson 2 (optional): "All have sinned against the great King." • A toy sheep (optional). </td> </tr> <tr> <td style="vertical-align: top;">Memory verse</td> <td> <ul style="list-style-type: none"> • Memory verse visual: John 14:6. • Print out the "stop/go" visual. Cut out and glue to either side of a paper plate. Attach a handle eg lolly stick. </td> </tr> <tr> <td style="vertical-align: top;">Activity</td> <td> <ul style="list-style-type: none"> • A photocopy of the sheep template (on white card) for each child. • Cotton wool. • Scissors. • Glue. • Clothes pegs. • Pens. </td> </tr> <tr> <td style="vertical-align: top;"><i>Wonder Time</i></td> <td> Discussion time <ul style="list-style-type: none"> • A copy of the worksheet and a pen/pencil for each group. </td> </tr> </table>	Lesson	<ul style="list-style-type: none"> • Flashcards 3-1 to 3-6. • Central truth visual: "Everyone must come to God the way He has given." • An envelope containing a letter from a friend inviting you to his new house and directions to get there. • Central truth visual from lesson 1 (optional): "God is the great Creator." • Central truth visual from lesson 2 (optional): "All have sinned against the great King." • A toy sheep (optional). 	Memory verse	<ul style="list-style-type: none"> • Memory verse visual: John 14:6. • Print out the "stop/go" visual. Cut out and glue to either side of a paper plate. Attach a handle eg lolly stick. 	Activity	<ul style="list-style-type: none"> • A photocopy of the sheep template (on white card) for each child. • Cotton wool. • Scissors. • Glue. • Clothes pegs. • Pens. 	<i>Wonder Time</i>	Discussion time <ul style="list-style-type: none"> • A copy of the worksheet and a pen/pencil for each group.
Lesson	<ul style="list-style-type: none"> • Flashcards 3-1 to 3-6. • Central truth visual: "Everyone must come to God the way He has given." • An envelope containing a letter from a friend inviting you to his new house and directions to get there. • Central truth visual from lesson 1 (optional): "God is the great Creator." • Central truth visual from lesson 2 (optional): "All have sinned against the great King." • A toy sheep (optional). 								
Memory verse	<ul style="list-style-type: none"> • Memory verse visual: John 14:6. • Print out the "stop/go" visual. Cut out and glue to either side of a paper plate. Attach a handle eg lolly stick. 								
Activity	<ul style="list-style-type: none"> • A photocopy of the sheep template (on white card) for each child. • Cotton wool. • Scissors. • Glue. • Clothes pegs. • Pens. 								
<i>Wonder Time</i>	Discussion time <ul style="list-style-type: none"> • A copy of the worksheet and a pen/pencil for each group. 								

Suggested programme

Before club	Complete attendance record as the children arrive.
Opening	Welcome, prayer, snack, establish rules.
Song	A song about having faith or trusting God.
Memory verse	John 14:6. Repetition: stop/go.
Song	A song about coming to God the right way.
Bible lesson	How to come to the King.
Song	A song giving thanks to God for the gift of salvation.
Activity	Cotton wool lambs. <i>(Use the time while the children work on this activity to prepare the room for the review game.)</i>
Review game	Walk of faith; or walk the right way.
Wonder Time	Praise; or discussion time.
Closing	Announcements, prayer, memory verse tokens.

How to come to the King

This page has been designed for you to photocopy and place in your Bible as a ready reference.

You may wish to read from God's Word the Scripture verses listed.

Scripture:

Genesis 4:1-16.
Hebrews 11:4.

Memory verse:

"... No one comes to the Father except through Me" (John 14:6).

Central truth:

Everyone must come to God the way He has given.

Application for unsaved:

Have faith in Jesus for the forgiveness of sin.

Application for saved:

Thank God that your sins are forgiven.



I. INTRODUCTION

Look what I got through the post—a letter!

II. PROGRESSION OF EVENTS

- A. Adam and Eve were created to have a relationship with God **CT**
- B. Eve gives birth to a son—Cain (1 John 4:10a) **CT**

C. She has another baby boy—Abel

D. Abel becomes a shepherd and Cain a farmer **CT**

E. The only way sins can be forgiven is by the shedding of blood (Hebrews 9:22)

F. Abel brings a lamb as an offering to God **CTU, CTS**

G. Cain brings fruit and vegetables as an offering to God (John 14:6) **CTU**

H. God accepts Abel's offering but rejects Cain's (Genesis 4:4b-5a) **CTU**

III. CLIMAX

Cain murders Abel

IV. CONCLUSION

God asks Cain, "Where is your brother?"

God punishes Cain (Genesis 4:16) **CTU**



MEMORY VERSE

“... No one comes to the Father except through Me” (John 14:6).

INTRODUCTION

What would you say to someone who sneaked into a theme park to enjoy the rides by climbing over the wall? They didn't come in the right way at the gate or get a wrist band to show they had come in the right way. *(Allow response. Answers may include: “It's not fair!” “They wouldn't be able to go on any of the rides.” “They might get found out or thrown out!”)*

Our verse today teaches the right way to enjoy something even greater—and the price is already paid! *(The children may point out that you need to pay to get into a theme park. Be ready to explain that that is true but the price is already paid for us, as we will soon see.)*

PRESENTATION

*(Ask a volunteer to hold the memory verse visual while you read the verse from your Bible. Involve the children by asking them to make sure the words on the memory verse visual are the same as what is read. Ask for a volunteer to read the verse on their own and then ask that child:) “OK so **you** are the right way to the Father?” (Allow response.) “But you said, “Through me.” (Repeat this with another child.)*

So many people think like this. They think, “I am the way to God. I will be good. I will try hard.” But to find the truth we need to go to the Bible. The Bible is God's Word and tells us the truth about what He wants us to know.

EXPLANATION

“Me”—Who is saying these words in the verse? These are the words of Jesus. Jesus is teaching His disciples about the right way to come to God. Who needs to come to God? *(Allow the children to respond.)* Everyone has sinned against God and all deserve to be punished by Him. This punishment is to be separated from God's love for ever. This is really sad news because it means we are away from God. What does Jesus say is the right way to come to God? *(Allow the children to respond.)*

“through Me”—Jesus tells the disciples that no-one will come to God unless they come through Him. But how is Jesus the right way for us to come to God? *(Allow the children to respond.)* Jesus made a way for you and me to come to God when He died on the cross. Jesus, God's Son, was the only person who could do this because He lived a perfect life and could pay the price for the punishment for sin. Jesus also wanted His disciples to know that they could enjoy being forgiven of their sin and have an eternal home in Heaven. This is possible because Jesus didn't stay dead. He rose to life and returned to Heaven where He is preparing a place for all who have come to God.

Intersperse the **explanation**, **application** and **repetition**.

APPLICATION

Unsaved: If you want to come to God, then you need to come in the right way too. You can't do this by trying to please God yourself by the things you say or do. Even if you try to stop sinning this is not the way to come to God. No-one else can make you ready to come to God either. The only right way to come to God is to have faith in Jesus and what He did on the cross. Ask Him to forgive your sin and He will.

Saved: If you are a Christian and have already come to God then He wants you to thank Him. He also wants you to tell others about Him. If you have come to God in the right way you can be sure of an eternal home in Heaven, where you will enjoy being with God for ever.

REPETITION

Stop/go. As the children say the verse hold up the "Stop" sign—the children then stop saying the verse until you show the "Go" sign.

**LESSON****FOCUS FOR THE TEACHER**

Our world is broken. People go their own way all the time, leading to acts of evil around the globe. The brokenness that entered the world with the sin of Adam and Eve is exemplified in Cain's murder of his brother. Today's Bible lesson covers the story of Cain and Abel. There are several differing opinions by commentators on why Cain's sacrifice was rejected by God. Some commentators believe it had more to do with the type of offering brought. Some also feel that the system of offerings was not established until the Levitical laws. However, burnt offerings are mentioned in the book of Job, the oldest book of the Bible (Job 42:8). However, Hebrews 11:4 distinguishes Abel's offering as being given by faith, so it seems likely he was following the example set by God when the animals were slain to make coverings for Adam and Eve. Scripture is consistent in teaching that faith counted for righteousness is always faith in the Lord Jesus Christ and His blood sacrifice for sin. Abel's faith looked forward to that promise while our faith looks back on the promise fulfilled. Throughout this lesson be sure to emphasise the importance of coming to God His way—with a heart of faith.

Abel's faith is shown by the fact that he brought the right offering. God's love and forgiveness is seen throughout this lesson. It is a wonderful opportunity to be able to share with the boys and girls that our great God promised a Saviour after Adam and Eve sinned. It is amazing to teach that Cain was given another opportunity to bring the right offering.

*The following central truth should be clearly conveyed during the club: **Everyone must come to God the way He has given.***

INTRODUCTION

Look what I got through the post—a letter! I wonder what's inside? (*Open the envelope and have a letter from a friend asking you to visit his new house. Have instructions written out on how to get there.*) Look at this—it's a letter from one of my best

friends. He has invited me to visit his new house. Oh, look—at the bottom of the invitation are very important instructions on how to get there.

In today's Bible lesson we are going to hear about One who wants us to come to Him and He tells us the **only** way we can do that. Listen up to what God's Word, the Bible, says.

PROGRESSION OF EVENTS

Do you remember the names of the first people God made? (*Allow the children to respond.*) Adam and Eve! God created them so they could have a relationship with Him. He walked with them in the garden and talked with them. It was a perfect place and they enjoyed everything about it. But that all changed the day they decided they knew better than God. They sinned (disobeyed God) and at that moment, sin entered the world and has been a part of the world ever since. Sin changed everyone's relationship with God. People had no way of getting to God on their own.

But God promised to send a Saviour who would make a way that you could come to God. (*Show the central truth visual and say with the children. Encourage the children to perform actions while repeating the central truth as this may help them to remember what they have been taught. Suggestions for actions: "Everyone"—point to lots of different people in the room; "come"—use hands to instruct someone to come to you; "God"—point upwards; "the way He has given"—make a cross shape with two arms.*) Say with me, "Everyone must come to God the way He has given!" (*Say with the children and do the actions.*)

Adam and Eve now lived in a world filled with sin. It was very different from living in the perfect garden.

Flashcard 3-1

Genesis chapter four tells us that Eve gave birth to a son called Cain. Cain was the first baby ever born! God loved Cain even more than Adam and Eve did! (*Background information: Cain means "acquired". Eve apparently recognised that her son was given to her by God.*)

God also loves you, more than anyone else ever could. He is your Creator and He is the great King. (*Remind the children of the central truths from lessons 1 and 2. It may be helpful if these central truths were on a wall or board for the children to see.*) He chose how you would look and the skills you would have. God gave you everything you needed to be you! God loves you very much. (*Before the club begins choose a child to read 1 John 4:10a out loud.*) "He [God] loved us and sent His Son to be the propitiation for our sins."

Before you even knew about God He knew you and loved you. It's that amazing! God's Word, the Bible, is bursting full of good news. God loves you, just like He loved Cain.

CT

CT

CT

Flashcard 3-2

Later God gave them another baby boy. *(Encourage the children to pretend to cradle a baby in their arms and pretend to count their tiny fingers and toes.)* His name was Abel. *(Background information: Abel means “breath”).*

Flashcard 3-3

When the boys got older, they each chose what they would work at. Abel, the younger brother, became a shepherd, taking care of flocks of sheep. *(Children would enjoy seeing and touching a toy sheep or making sheep noises while they pretend to take care of sheep.)*

Cain, the older brother, became a farmer. He worked with the soil, planting vegetables and fruit trees. He worked hard to pull out the weeds and water his plants so they would be strong.

Work would have been difficult because they no longer lived in a perfect world. There would have been weeds for Cain; Abel would have had to look after animals when they were sick. Let's pretend we are farmers and pull out weeds, water plants and feed the animals. *(Do with the children.)*

But they had a much more serious problem. They had the same problem Adam and Eve had. They all had the problem of sin. This was serious because it separated them from God. But, because of His deep love for them, God made a way that they could be forgiven and come to God. *(Show the central truth visual.)* God told them the one way that they could have their sin forgiven was through the death of an animal in their place. In Hebrews 9:22 we read that “without shedding of blood there is no remission [forgiveness].” That was God's way—the only way for them to come to Him.

(Background information: It is not clear from Scripture whether Cain and Abel had observed Adam bringing offerings to God or if God had somehow communicated that offerings were to be brought, but it is apparent from Genesis 4:3 that there was a set time for offerings to be made.)

Would Cain and Abel choose to come to God for the forgiveness of their sin, His way?

Flashcard 3-4

Abel went out where his sheep were grazing and carefully chose a firstborn lamb in perfect health. Abel killed this lamb and offered it to God. He followed God's way. As he did that, he trusted God to forgive him his sin. The Bible tells us that he had faith in God (Hebrews 11:4). He came to God in the way that God had told him he should.

CTU

God wants you to come to Him in His way. *(Show the central truth visual.)* His way is no longer through the death of an animal. God's way for you to come to Him now is through the Lord Jesus Christ. In the Bible, Jesus is called the “Lamb

of God” because He was given by God to be sacrificed for sin. Jesus Christ died for sin on the cross and His blood was given for our forgiveness. You need to be willing to turn from your sin, trust that Jesus Christ was the sacrifice for your sin, and ask Jesus to forgive you. That is the only way to come to God. *(You may need to explain “sacrifice”. A sacrifice means giving something precious/important up for a cause. The Bible says the sacrifice for sin was offering in faith a perfect animal to die, which provided a temporary forgiveness for sin—Leviticus 17:11. These sacrifices had to be carried out until the perfect sacrifice of Jesus. We don’t offer sacrifices today because the Lord Jesus is our sacrifice. He died on the cross for us. His blood was shed so that we could have our sin forgiven.)*

If you have come to God through the Lord Jesus, you should thank Him every day that your sins have been forgiven. Thank Him that He has made a way for you to come to Him and belong to Him for ever.

CTS

(Background information: See Hebrews 11:4. Abel is mentioned first in a list of Bible people who were counted righteous before God because of their faith. Abel’s faith must have embraced the promise God made in Genesis 3:15 of a Saviour to come.)

Abel came to God in God’s way. Would his brother do the same?

Cain looked at the fruit and vegetables he had grown and decided to bring these as an offering to God instead. He ignored what God had said was the only way to come to Him. Unlike his brother Abel, Cain did not have faith in God. This was not the way God had shown.

CTU

Do you have faith in God? “Faith” means “believing what God says is true”. Perhaps you are like Cain—you have your own ideas about how you can come to God and be forgiven. Maybe you think, “I try to be good and, anyway, I’m better than most in my class at school.” Trying to be good will never make you right with God. The only way you can come to God is by having faith in what He says is absolutely true. God says that the only way you can come to Him is through Jesus Christ. *(Show the central truth visual.)* The Bible says *(read John 14:6 or ask a child before the club starts to read this verse at this point)*, “Jesus said to him, ‘I am the way, the truth, and the life. No one comes to the Father except through Me.’” Do you believe what God says is true? Do you believe that Jesus is the only way to God? Do you believe that Jesus will forgive your sin when you put your trust in Him? It is only through Jesus that you can come to God. Will you come to Him? Will you believe and put your faith completely in Him? Or are you trying to come to God your way, rather than God’s—just like Cain?

CTU

Flashcard 3-5

What did God think of Cain and Abel and their offerings? (*Read Genesis 4:4b-5a.*) “And the Lord respected Abel and his offering, but He did not respect Cain and his offering.” God accepted Abel’s offering because it was the way God had said to come to Him.

But Cain did not follow God’s way. He did what he thought was best and ignored the way to come to God.

Abel was forgiven by God. You too can know that you have been forgiven by God if you come His way. You need to believe that Jesus Christ became the sacrifice for your sin. You need to completely trust in Him to forgive you. If you do, then God will accept you; you will be right with Him.

When Cain saw that God had accepted Abel’s offering but rejected his, he was furious. He was jealous of his brother and angry with God.

God asked Cain, “Why are you angry? If you do what is right, I will accept you.” God knew why Cain was angry, but He was giving Cain an opportunity to make things right. How kind He is! Which way would Cain go—God’s way or his own way? (*Allow the children to respond.*) Sadly, Cain kept being angry and jealous. He refused to bring an animal sacrifice. He did not have faith in God.

Then one day while they were out in a field with no one else around, Cain did a terrible thing.

CLIMAX**Flashcard 3-6**

Cain refused God’s way and murdered his brother Abel.

CONCLUSION

Although no people were around to see what Cain did, God saw it. God said to Cain, “Where is your brother?”

“I don’t know where he is,” Cain lied. “Must I take care of him?”

Then God said, “Cain, what have you done? Your brother’s blood calls to me from the ground. From now on, the ground will no longer be fruitful for you. Your hard work will bring only small crops. You will become a wanderer, with no place to call home.”

“My punishment is too much for me!” cried Cain. “As I wander, those who find me will know who I am and kill me!”

But God again showed love and kindness to Cain. Even though Cain had done nothing to deserve it, the Lord placed a mark of protection on Cain so people would not harm him. The next words in the Bible are very sad. (*Read Genesis 4:16.*) “Then Cain went out from the presence of the Lord and dwelt

in the land of Nod on the east of Eden.” What great sadness sin had brought into Cain’s life. Cain ignored God’s way and chose to go his own way. He refused to admit his sin and come to God through His way for forgiveness. *(Background information: It is not known whether this was a physical mark on Cain’s body or some other type of indication.)*

Will you come to God the way He has given? If you realise you have sinned and want to be forgiven by God then you need to come through Jesus. Have faith that Jesus **can** forgive you through what He did on the cross. Jesus is the only way you can come to God. He wants you to come to Him today.

CTU



REVIEW QUESTIONS

1. What are the names of Adam and Eve’s first two children? (Cain and Abel.)
2. When the children got older what did each of them work at? (Abel became a shepherd; Cain became a farmer.)
3. Why did Cain and Abel have to bring an offering? (Because there was sin in their lives; because they were sinners.)
4. What sacrifice did Abel bring to God? (Abel brought a firstborn perfect lamb.)
5. Why did God accept this offering from Abel? (He came to God in the way God had told him he should.)
6. What sacrifice did Cain bring to God? (Cain brought some fruit and vegetables he had grown.)
7. Why did God not accept this offering from Cain? (Cain did not follow God’s way.)
8. How did Cain feel about this and what did he do? (Cain was very angry and killed his brother Abel.)
9. What is the only way you can come to God? (By having faith in Jesus for the forgiveness of your sin.)
10. If you have come to God through the Lord Jesus, what should you do every day? (Thank Him that your sins are forgiven and that you belong to Him.)

Review game

“Walk of faith”

Materials:

- One blindfold.
- Obstacles.

Instructions:

Divide the children into two teams. Ask questions, alternating between the teams. If a child answers a question correctly he can then participate in the ‘Walk of faith’ game. The child chooses someone from the same team to be part of this game. Blindfold one of the children and then give instructions on how to get from one side of the room to the other. The teacher should set up some obstacles for the children to manoeuvre around, over or under. The child who is blindfolded should listen carefully to the instructions given by their partner. Record how long it takes for each pair of children to get to the other side of the room. If the children do not follow the instructions correctly, or go the wrong way, they go back to the start and begin again. The team with the fastest time overall at the end of the game wins.

Alternative review game

“Walk the right way”

Materials:

- A rope or tape.

Instructions:

Use a long piece of rope or tape to mark out a “path” with various twists and turns on the floor. Divide the class into two teams. Ask questions, alternating between the teams. If a child answers a question correctly he can then participate in the “walk the right way” game. Record how long it takes for each child to walk from one end of the rope to the other and back again. The child follows the path exactly or time is added on. The other children can join in by counting how long it takes. The team with the fastest time overall at the end of the game wins.



ACTIVITY

Cotton wool lamb. Abel offered a lamb to God. In faith he followed God’s way. *(Cut out one sheep body and one sheep head for each child. If necessary, cut the cotton*

wool balls in half. The children should stick the cotton wool onto the sheep body, overlapping them from left to right. Stick two cotton wool onto the sheep head for ears. Draw a face onto the sheep head. Stick the sheep head onto the sheep body. Attach two clothes pegs for legs.)



WONDER TIME

Option 1: Praise. *(Sing a song together which will reinforce the teaching that everyone must come to God in the right way. Then divide into smaller groups, each with a leader to help with the discussion.)* Today we learned that everyone needs to come to God the way He has given. However, some people think that doing other things will get them to Heaven! What other things do people believe will help them come to God the King? *(Allow response and encourage some discussion with the children.)*

The Bible tells us that having faith in Jesus is the only way to come to God. Jesus died for your sin and rose again so that you could be forgiven. Going to church, Sunday school or *Good News Club* are not enough. Being good or kind or helpful are not enough. You need to turn from your sin, have faith in Jesus and ask Him to forgive you. That is the only way to come to God. Let's pray together and thank God that we can come to Him through Jesus.

Option 2: Discussion time. *(Divide the children into smaller groups and give each group a copy of the worksheet and pen/pencil. Each group should make a list of how people believe they can get to Heaven—eg doing good works, going to church, Sunday school or Good News Club, good behaviour, trying hard to be good, being friendly, etc. Encourage the children to discuss the examples in small groups. Then have all the children come back together to listen to your short explanation.)*

People often think that doing good things can get you to Heaven. But is that true? Where can we look for an answer? *(Allow the children to respond.)* Yes, you are right, in the Bible. The Bible will give us the correct answer. The Bible says that Jesus is the only way to Heaven (based on John 14:6). So, how can we get to Heaven to be in God's presence for ever? *(Allow the children to respond.)* Yes, by believing in Jesus—that He died for your sins and rose again so that you can be forgiven and get to Heaven one day.

Walking with God (Enoch)

This page has been designed for you to photocopy and place in your Bible as a ready reference.

Lesson overview

Scripture	Genesis 4:16-22,25-26, Genesis 5:1-29 and Hebrews 11:5.
Memory verse	"And this is eternal life, that they may know You, the only true God, and Jesus Christ whom You have sent" (John 17:3).
Central truth	You can know God.
Application for unsaved	You come to know Him through Jesus Christ.
Application for saved	Get to know Him better.
Visual aids	<p>Lesson</p> <ul style="list-style-type: none"> • Flashcards 4-1 to 4-6. • Central truth visual: "You can know God." • A sad face drawn on one side of a paper plate and a happy face on the other side. Alternatively you could print a large "sad emoji" on light card and a "happy emoji" on the reverse side. • Map (see back cover). • Pictures of various things the people living in Nod would have made (a flute, harp, knife, sword, plough, etc) or a selection of musical instruments and metal objects. • The word "learned" or "taught" (or both) printed on one side of a page and the word "trusted" or "Saviour" or "forgive" (or all three) printed on the reverse side. You could use the template provided, folded in the middle and stuck together. • A card with a head/brain printed on one side and a heart on the reverse side. • Wordstrips: "talk", "listen", "spend time", "obey". <p>Memory verse</p> <ul style="list-style-type: none"> • Memory verse visual: John 17:3. • Six small envelopes with one of the invitations from God inside each. <p>Activity</p> <ul style="list-style-type: none"> • Paper or card. • Markers, crayons or pencils. • Scissors. • Laminator and laminating pouches (optional). <p><i>Wonder Time</i></p> <p>Prayer time</p> <ul style="list-style-type: none"> • Sticky notes. • Pens/pencils. • A large sheet of paper or card.

Suggested programme

Before club	Complete attendance record as the children arrive.
Opening	Welcome, prayer, snack, establish rules.
Song	A song about talking to God.
Memory verse	John 17:3. Repetition: invitation.
Song	A song about reading the Bible.
Bible lesson	Walking with God (Enoch).
Song	A song about Jesus' work on the cross.
Review game	Shoe matching.
Activity	Walking with God.
Wonder Time	Prayer time; or discussion time.
Closing	Announcements, prayer, memory verse tokens.

Walking with God (Enoch)

This page has been designed for you to photocopy and place in your Bible as a ready reference.

You may wish to read from God's Word the Scripture verses listed.

Scripture:

Genesis 4:16-22,25-26.
 Genesis 5:1-29.
 Hebrews 11:5.

Memory verse:

“And this is eternal life, that they may know You, the only true God, and Jesus Christ whom You have sent” (John 17:3)

Central truth:

You can know God.

Application for unsaved:

You come to know Him through Jesus Christ.

Application for saved:

Get to know Him better.



I. INTRODUCTION

James really wants an autograph from his favourite celebrity

CT

II. PROGRESSION OF EVENTS

A. When Adam and Eve disobeyed God sin came into the world and everything changed

B. Many of Cain's descendants are very clever people
 (1 Corinthians 1:21)

CT

C. Adam and Eve have another son—Seth

D. Adam dies when he is 930 years old

E. Enoch was Adam's great-great-great-great-grandson

F. Enoch followed God
 (John 14:6)

CTU

G. Enoch's son—Methuselah—is the oldest person mentioned in the Bible

H. Enoch gets to know God very well
 (Genesis 5:22)

CTS

I. Sketch—Lily and Emily

CTS

III. CLIMAX

Enoch does not die—God took him to Heaven
 (Genesis 5:24)

IV. CONCLUSION

In Heaven Enoch now knows God in a better way than he ever did before

CTS, CTU



MEMORY VERSE

“And this is eternal life, that they may know You, the only true God, and Jesus Christ whom You have sent” (John 17:3).

INTRODUCTION

It’s great to get an invitation to something special, isn’t it? Perhaps you have received an invitation for a birthday party, a family wedding or to stay at a friend’s house.

Did you know, God has an invitation for everyone? His invitation is that you would “know Him”. That may seem like a strange invitation! But it is for a very special and important reason. Our verse today will tell us why God invites us to “know Him”.

PRESENTATION

As I read the verse from my Bible I want you to do two things. First, listen and make sure that the words I read are the same as the words on the visual. Then find the answer to this question: “What can we have when we are invited to know the only true God?”

Yes—when we get to know the “only true God” we can have “eternal life”.

EXPLANATION

“eternal life”—I wonder, have you ever thought of what eternal life is? Perhaps you think of a place called Heaven. Maybe you think of living for ever and ever. Eternal life is a gift from God. It means always knowing the love of God, who is a perfect Father and who cares for His children. Eternal life is a wonderful gift from God for those who “know Him”.

“Jesus Christ whom You have sent”—But who else does the verse say we need to know to have eternal life? (*Allow response.*) Yes, “Jesus Christ whom You have sent.” God the Father sent His only Son Jesus to earth to do something only Jesus could do. Jesus was the only one who could take the punishment that God required for your sin. Jesus was crucified but, even worse than that, He was separated from the love of His Father God. This is the punishment we deserve—to be separated from God’s love and not have eternal life.

APPLICATION

Unsaved: Perhaps you have come to *Good News Club* many times. You may know lots about God in your head, but you might never have trusted in your heart what He did for you through His Son the Lord Jesus Christ. If you will trust that Jesus was punished for you and are sorry for the sin in your life, then talk to God about it. Tell Him you are truly sorry. Then you can be sure that God will forgive you and that you will have eternal life with Him.

Saved: Some of you may have already trusted in the Lord Jesus and know the love of God. That’s great! God also wants you to keep on getting to know

Intersperse the **explanation**, **application** and **repetition**.

Him, in the same way you get to know a friend—by spending time with them, talking together and listening. You can talk and listen to God every day by praying and reading your Bible. It's also great to do that together at *Good News Club* and other places where you meet with other Christians.

REPETITION

Invitation. Use small envelopes to cover parts of the verse. Each envelope should contain one of the invitations. The child should look inside for the invitation and he can then keep the invitation.



LESSON

INTRODUCTION

James really, really wanted an autograph from his favourite celebrity. (*Put in the name of the "star" throughout the text to suit your situation.*) James was super excited to hear that his favourite celebrity was doing a book signing in his local bookshop. James went along very early that day to make sure he would meet the celebrity. Finally the star arrived. James could hardly wait for a chance to ask for his autograph. As he got closer and closer to his favourite celebrity his heart thumped with excitement. "Would it be OK if I got your autograph?" he asked excitedly. "No problem. I'd love to!" replied the famous celebrity. "What's your name?" James told him and the celebrity even took time to talk with James. He told James about his family, that he had a model train and that he liked goldfish. It was fantastic to have the autograph, but talking to him and listening to him was far better!

CT

Yes, it is exciting to get to meet someone famous like that—but it is even more wonderful to get to know Someone far greater than any celebrity. The Lord God, the Creator and King over everything, wants you to know Him. How amazing is that! He made you so that you can know Him. Adam and Eve knew God in the Garden of Eden in a very special way. He talked with them. They talked with Him. He was their God and their Friend. Although God is spirit and has no body, He is a person. He thinks, feels, speaks. He is Someone you can know.

PROGRESSION OF EVENTS

Flashcard 4-1

It was sad that Adam and Eve lost their special friendship with God. When they disobeyed God sin came into the world and everything changed. Their friendship with God was broken, the world was not as it should have been and sin brought much sadness to God's beautiful creation. How sad Adam and Eve were when their son Abel was murdered. How sad they were when angry Cain left home. (*Encourage the children to show this sadness by making a very sad face. Alternatively show the sad face visual.*)

Flashcard 4-2

In the land of Nod, Cain and his wife had children, and in turn their children had children and so on. *(Show map with the assumed sites of these ancient places and let the children locate Eden and Nod.)* Probably many of these people were like Cain and refused to love and trust God, but many of them were very clever people. One was the first man to make musical instruments. He made things like a flute and a harp. So, for the first time, ever these musical sounds were heard. Another discovered how to make iron and brass red hot until they were soft. Then he could beat them into shapes making knives, swords and ploughs. What a difference those inventions made. *(Show a picture of some of the types of objects which were being made or perhaps bring a real musical instrument or metal object to help the children understand it.)* But these clever people did not know God.

Being clever doesn't help when it comes to knowing Him—the Bible tells us that “the world through wisdom did not know God” (1 Corinthians 1:21). God makes Himself known to people. He helps them to understand what is written about Him in the Bible. He helps people to get to know Him. It is good to remember that, because it means you do not have to wait until you have learned a lot at school. In fact, the Bible tells us that God often makes Himself known to children. He wants you to know Him. He wants you to know Him, just as He still wanted Adam's family to know Him. *(Have the children repeat the memory verse with you, using actions. “The world”—make a large circle with your hands; “through wisdom”—with both hands point to head; “did not know”—wag finger of each hand; “God”—point upward with each hand.)*

(Background information: The harp was most likely a lyre and what is often translated “organ” was actually a flute. The seventh generation from Adam on Cain's side was Lamech. He had two wives—the first mention of polygamy in the Bible. He also boasted about a murder he had committed—Genesis 4:23-24. While the culture that developed around Cain's family was advanced in many ways, they were interested mainly in the selfish pursuit of pleasure. They seemed to have no desire to know or please God. Enoch's words in Jude 14-15 indicate the sinfulness of the world at that time.)

Flashcard 4-3

God gave Adam and Eve another baby. They named him Seth. When Seth grew up he and his family did want to know and obey the Lord God. *(Background information: Seth means “appointed one.”)*

God was pleased to help them to know Him. Adam and Eve could teach the things they knew about God to their grandchildren and great grandchildren and great-great grandchildren. You may think, “Great-great grandchildren—that's a lot of ‘greats.’”

Well, listen to this—before Adam died he had *(count six on your fingers—preschoolers will enjoy counting the six “greats” with you)* great-great-great-great-great-

CT

great-grandchildren. Adam was 930 years old when he died—nearly 1,000 years old! At that time people lived far longer than they do now. We are not sure why. Perhaps it was because the world was a much healthier place and the people were fitter. Perhaps God allowed it so that the older people could teach the younger ones. That was how they learned—they had no books.

(Children could turn to the person next to them and tell them something they know about God and vice versa. Children could use a sign to tell something about God, eg “God is good”—point upwards with index fingers for “God”, then two thumbs upwards for “good”.)

(Background information: There are a number of theories explaining why people lived such long lives in ancient times. Some think it was because of the healthier climate. They may have also had healthier bodies because sin had only started to have an effect. Others believe it was God’s means for populating the new earth more quickly.)

Flashcard 4-4

Adam had a (count four on your fingers—preschoolers will enjoy counting the four “greats” with you) great-great-great-great-grandson called Enoch. I’m sure he taught Enoch many things. We do not read much about Enoch in the Bible, but all that we do read about him is good. *(Encourage the children to show a happy face at this point and use their two thumbs pointing upwards to sign “good”. Alternatively show the happy face visual.)*

Enoch certainly learned about God from others—not from a Bible because they didn’t have a Bible then. He learned about sin, how he was a sinner and that he needed to be forgiven. He learned that God had promised to send a Saviour, One who would forgive sin and break Satan’s power. Enoch didn’t only know these things, he came to put his trust in God. He believed that one day God would send a Saviour and so depended on God to forgive him. He not only knew about God, he came to know God. *(Have the word “learned” or “taught”—or both—printed on one side of a page and hold it up to emphasise what and how Enoch learned. On the other side of the card have the word “trusted” or “Saviour” or “forgive”—or all three—to emphasise what he learned.)*

(Background information: See Hebrews 11:5 for a tribute to Enoch’s faith and obedience. Enoch means “consecrated” or “dedicated”. This is a different person than the Enoch mentioned in Genesis 4:17 who was Cain’s son. The Enoch in Seth’s family was a contemporary of Adam’s other great-great-great-great-grandson, Lamech.)

CTU

There is a big difference between knowing **about** someone and really **knowing** that person. James, who we mentioned at the beginning, knew a lot about the celebrity—but what a difference it made when he met him and talked to him! Only then did he know him personally. It may be that you know a lot about God and you can answer the quiz questions, but you still have that sin problem in your life which keeps you away from God. You know about Him, but you do not know Him personally. You need to come to Jesus Christ, the Saviour who came as God promised. He has died for sin. He has broken Satan’s power. He can forgive you today. Then you will begin

to know God. God said, “No one comes to the Father except through Me” (John 14:6). It is through Jesus Christ that you get to know God. It is a wonderful thing when you come to know God personally and you truly know Him, just like Enoch did. *(Have a card printed with a head/brain on one side and a heart on the reverse side. Show this occasionally as you teach the difference between just knowing about someone in our head and personally knowing them with our affections in our heart. Similarly an action could be used—get the children to point to their heads for head knowledge and their hearts for saving knowledge.)*

Flashcard 4-5

When Enoch grew up he got married. When he was 65 years old his wife had a little baby boy whom they called Methuselah. As they watched their little boy grow up I’m sure they never thought that he would be the oldest person mentioned in the Bible! He didn’t die until he was 969 years old! Yet he died before Enoch, his father!

That is a puzzle. How could Methuselah be the oldest man mentioned in the Bible and yet die before his father? We’ll discover the answer at the end of the lesson. If you know the answer, just keep it a secret until then!

Methuselah was different because he lived for so long. Enoch, his father, was special for another reason. The Bible says that Enoch “walked with God” (Genesis 5:22). What does that mean? *(Allow the children to respond.)*

When you go for a walk with someone, you talk and listen to each other, you stay together. *(Give the children the opportunity to walk around the room with another child. Encourage them to talk to each other and find out something interesting about the person they are walking with!)* It was just like that with God and Enoch. Enoch got to know God very well.

God wants you to know Him too. If you have trusted Jesus Christ as your Saviour, that is just the beginning of getting to know God. To know God means learning more and more about who He really is and how He wants you to live for Him. You should be getting to know Him better as time goes by.

(Beforehand prepare the dialogue with two older children. Do not use the script exactly, adapt to show how the two children you chose actually got to know each other.) We all know that Lily and Emily are good friends. They are going to tell us how they got to know each other.

Lily: We go to the same school. On the first day we sat beside each other. So we got talking.

Emily: Lily told me what pets she had.

Lily: Emily told me she liked cats and had a pet called Betsy.

Emily: Lily told me she had a baby brother.

CTS

CTS

Lily: Emily told me she wanted to be a nurse.

Teacher: You talked a lot! That is one way to get to know a person. If you know the Lord Jesus as your Saviour, then talk to God often. (*Place wordstrip "talk".*) That is one way to get to know Him better. Spend some time every day telling Him different things. You can tell God you love Him, tell Him that you think He is amazing, tell Him you are sorry for something wrong you have done, thank Him for something He has done for you or given you, share your problems with Him. If you don't talk to Him, you will not get to know Him better.

Now, Emily, suppose Lily did all the talking and never listened to you. How would you feel?

Emily: I wouldn't like it at all. She couldn't get to know me if she didn't listen. But she doesn't talk all the time, she listens as well.

CTS

Teacher: That's good. It's like that with God. If you are a Christian, you also get to know God better by listening to what He says. (*Place wordstrip "listen".*) The best way to listen to God is to read a little of the Bible each day. Try to remember and think about what you read. Also when you come here and listen to the Bible being taught, God will speak to you and you should listen.

Lily and Emily, do you spend a lot of time together?

Lily: Yes, we play together at school.

Emily: Also, we visit each other at the weekends.

CTS

Teacher: If you didn't spend time together you wouldn't be such good friends. God wants every Christian to spend time with Him. (*Place wordstrip "spend time".*) Every day you should try to have a special time when you can be quiet, read the Bible and talk to God. Some Christians have this time with God before they go to school; others have it when they get home and before they watch TV or do homework; others spend this time with God before they go to sleep at night. You know what time is best for you. God wants you to know Him better, so make sure you spend time with Him.

Enoch spent a lot of time with God. That is why the Bible says he "walked with God". Enoch also

did what God told him to do. It is important to obey God if you want to know Him well. (*Place wordstrip “obey”.*) You cannot be close to God if you are disobedient. So when you read something in the Bible which you should do, then do it. When you read something that God doesn’t want you to do, then don’t do it. Obey God!

Can you remember the four things you should do as a Christian? (*Allow the children to respond—talk to God, listen to God, spend time with God, obey God. Add actions for all of these things to help the children remember: “Talk to God”—point to mouth; “listen to God”—point to ears; “spend time with God”—point to “watch” on wrist; “obey God”—put hands together and then fold outwards as if opening a Bible.*)

Enoch did all of these for over 300 years. Then one day his family and friends could not find him.

CLIMAX

Flashcard 4-6

Perhaps one asked another, “Have you seen Enoch?” “Do you know where Enoch is?” They looked everywhere but didn’t find him. He wasn’t there. The Bible says, “He was not, for God took him” (Genesis 5:24). That means that God moved him from earth to Heaven. He did not die. That is why we can say that Methuselah died before his father, because Enoch never died! This happened to just two people in the Bible—the other person was Elijah.

CONCLUSION

In Heaven Enoch now knows God in a better way than he ever did before.

If you love the Lord Jesus you too will go to Heaven and there you will get to know God even better than you know Him now. Only the Christians who are alive when the Lord Jesus comes back will not have to die. But even if you die before that, your soul—the real you—will go to Heaven. You will be with God, you will know Him for ever and ever. How wonderful!

But this is only for those who trust Jesus Christ as Saviour and begin to know God. What about you? Today you can trust the Lord Jesus to forgive all your sin and to bring you to God. Today you can begin to really know God—He wants you to know Him!

CTS

CTU



REVIEW QUESTIONS

1. Who is the most important person you can know? (God.)

Review game

"Shoe matching"

Materials:

Option 1:

- A board and sticky tape or a table.
- Two copies of the pictures of pairs of shoes, printed onto card and cut out. (If you decide to colour the shoes, make sure that the two pairs with the same pattern are coloured the same!) The cards should be mixed up and stuck face down onto a board or placed face down on a table.

Option 2:

- Ten pairs of shoes and twenty pieces of cloth or tea towels.

Instructions:

Divide the children into two teams. Ask questions, alternating between the teams. If a child answers a question correctly he earns ten points for his team. He can earn an extra 50 points by finding a matching pair of shoes as follows:

Option 1: Allow the child to turn over any two cards. If the two cards match, take them away. If they don't match, turn them back over face down.

Option 2: Use real shoes, each covered with a cloth/tea towel. Allow the child to uncover any two shoes. If they match, take them away. If they don't match, cover them again.

2. Why is God the most important person you can know? (He is the great Creator; the great King; the only One who can forgive you for your sin.)
3. What inventions did some of Cain's family make? (Musical instruments such as flute and harp; tools out of brass and iron such as knives, swords and ploughs.)
4. Why do you not have to wait until you have learned a lot before you can know God? (Because God helps people to understand Him; He has shown about Himself in the Bible; He often makes Himself known to children.)
5. Who "walked with God" in our lesson? (Enoch.)
6. What was the name of Enoch's son and what was special about him? (He was called Methuselah and was the oldest person mentioned in the Bible.)
7. Why could Enoch's family not find him one day? (God had moved Enoch from earth to Heaven.)
8. How can you be in Heaven with God one day? (By trusting the Lord Jesus to forgive all your sin and believing that He is the only One who can bring you to God.)
9. Can you remember four ways in which a Christian can get to know God better? (Talk to God, listen to God, spend time with God and obey God.)
10. What is the difference between knowing **about** God and knowing Him personally? (When you know God personally your sin has been forgiven.)



ACTIVITY

Walking with God. The children should take off one shoe and sock. Using a crayon, pencil or marker they should draw around their foot onto the paper or card. Cut out the outlines of each foot. Inside the outline of the foot write different ways to "walk with God"—talk to God, listen to God, spend time with God and obey God. If you wish you could laminate each "foot" which the child could cut out and use as a bookmark.



WONDER TIME

Option 1: Prayer time. (This activity can either be done in small groups or with all the children together.) God wants you to know Him personally, as Enoch did. If you have never come to God through the Lord Jesus and still have the sin problem in your life, you can talk to God about this when you pray to Him.

If you have already trusted Jesus as your Saviour, God wants you to get to know Him better each day. You should talk to God often and about everything! He wants you to tell Him how great He is and be thankful for what He has done for you. Tell Him you are sorry for wrong things you have done and ask for help to obey Him. God wants you to share your worries and problems too. He is interested in every detail of your life and wants you to know Him well.

What kind of things can we talk to God about? *(Give each child a sticky note and pen/pencil. Children could write or draw something they want to say to God. If the children want, they can stick these on a sheet of paper or card and then take time to pray together. Give the children some sticky notes to take home and encourage the children to pray every day.)*

Option 2: Discussion time. *(Talk about the importance of learning and knowledge. Choose an example of a profession—nurse, for example—and briefly describe what it takes to be a good nurse. If time allows, have a few children share what they would like to be when they grow up and what they would have to learn to achieve that. Divide the children into small groups and give each group an example of a profession to talk about. Then have all the children come back together. Emphasise how learning about God and getting to know Him is the most important thing in life.)*

How can you know God? If you want to know God, you should read His love letter—the Bible—every day. The Bible tells you what God is like and what He did for you. It is important that when you read something that God tells you to do, that you do it—that you obey Him. As God is also your best friend, He would like you to talk to Him as often as you can. He is interested in every detail of your life and wants you to stay close to Him.

Jesus gives safety (Noah)

This page has been designed for you to photocopy and place in your Bible as a ready reference.

Lesson overview

Scripture	Genesis 6:1—9:17 and 2 Peter 2:5.								
Memory verse	“There is ... no condemnation to those who are in Christ Jesus” (Romans 8:1).								
Central truth	Sin brings danger, but Jesus gives safety.								
Application for unsaved	Trust the Lord Jesus to keep you safe from the punishment you deserve.								
Application for saved	There is no application for the saved child in this lesson.								
Visual aids	<table border="0"> <tr> <td style="vertical-align: top;">Lesson</td> <td> <ul style="list-style-type: none"> • Flashcards 5-1 to 5-6. • Central truth visual (in two parts): “Sin brings danger” and “Jesus gives safety”. • Two glasses, water and either ink or concentrated fruit juice. • Two copies of the page with different animals, cut up into small cards with one animal on each card. • A large envelope with a picture of the ark on front—into which the children put their animals during the lesson. • Map (see back cover). </td> </tr> <tr> <td style="vertical-align: top;">Memory verse</td> <td> <ul style="list-style-type: none"> • Memory verse visual: Romans 8:1. • A picture of a submarine. </td> </tr> <tr> <td style="vertical-align: top;">Activity</td> <td> <p>Danger and safety</p> <ul style="list-style-type: none"> • Two “safety zone” signs. • Whistle. • Ball (optional). <p>Animals</p> <ul style="list-style-type: none"> • Clay or play dough. (Many recipes can be found on the internet.) • Pastry cutters of various animals and people. • Paper plates. <p>God’s promise</p> <ul style="list-style-type: none"> • Paper plates cut in half (half a plate for each child). • Cotton wool balls. • Pens, glue, hole punch and string. • Strips of coloured paper or card. </td> </tr> <tr> <td style="vertical-align: top;"><i>Wonder Time</i></td> <td> <p>Bridge illustration</p> <ul style="list-style-type: none"> • Whiteboard or large sheet of paper. • Whiteboard pens or markers. <p>God always keeps His promises</p> <ul style="list-style-type: none"> • Copy of the worksheet and pen/pencil for each child. </td> </tr> </table>	Lesson	<ul style="list-style-type: none"> • Flashcards 5-1 to 5-6. • Central truth visual (in two parts): “Sin brings danger” and “Jesus gives safety”. • Two glasses, water and either ink or concentrated fruit juice. • Two copies of the page with different animals, cut up into small cards with one animal on each card. • A large envelope with a picture of the ark on front—into which the children put their animals during the lesson. • Map (see back cover). 	Memory verse	<ul style="list-style-type: none"> • Memory verse visual: Romans 8:1. • A picture of a submarine. 	Activity	<p>Danger and safety</p> <ul style="list-style-type: none"> • Two “safety zone” signs. • Whistle. • Ball (optional). <p>Animals</p> <ul style="list-style-type: none"> • Clay or play dough. (Many recipes can be found on the internet.) • Pastry cutters of various animals and people. • Paper plates. <p>God’s promise</p> <ul style="list-style-type: none"> • Paper plates cut in half (half a plate for each child). • Cotton wool balls. • Pens, glue, hole punch and string. • Strips of coloured paper or card. 	<i>Wonder Time</i>	<p>Bridge illustration</p> <ul style="list-style-type: none"> • Whiteboard or large sheet of paper. • Whiteboard pens or markers. <p>God always keeps His promises</p> <ul style="list-style-type: none"> • Copy of the worksheet and pen/pencil for each child.
Lesson	<ul style="list-style-type: none"> • Flashcards 5-1 to 5-6. • Central truth visual (in two parts): “Sin brings danger” and “Jesus gives safety”. • Two glasses, water and either ink or concentrated fruit juice. • Two copies of the page with different animals, cut up into small cards with one animal on each card. • A large envelope with a picture of the ark on front—into which the children put their animals during the lesson. • Map (see back cover). 								
Memory verse	<ul style="list-style-type: none"> • Memory verse visual: Romans 8:1. • A picture of a submarine. 								
Activity	<p>Danger and safety</p> <ul style="list-style-type: none"> • Two “safety zone” signs. • Whistle. • Ball (optional). <p>Animals</p> <ul style="list-style-type: none"> • Clay or play dough. (Many recipes can be found on the internet.) • Pastry cutters of various animals and people. • Paper plates. <p>God’s promise</p> <ul style="list-style-type: none"> • Paper plates cut in half (half a plate for each child). • Cotton wool balls. • Pens, glue, hole punch and string. • Strips of coloured paper or card. 								
<i>Wonder Time</i>	<p>Bridge illustration</p> <ul style="list-style-type: none"> • Whiteboard or large sheet of paper. • Whiteboard pens or markers. <p>God always keeps His promises</p> <ul style="list-style-type: none"> • Copy of the worksheet and pen/pencil for each child. 								

Suggested programme

Before club	Complete attendance record as the children arrive.
Opening	Welcome, prayer, snack, establish rules.
Activity	Danger and safety.
Song	A song with a Gospel message.
Memory verse	Review Romans 8:1. Repetition: safe in a storm.
Song	A song about how God loves us.
Bible lesson	Jesus gives safety (Noah).
Song	A song about how Jesus can become your Saviour. <i>(You could also use this time to make yourself available for personal counselling. Be sure to comply with the Child Protection Policy of your country.)</i>
Review game	In the ark?
Activity	Animals; or God’s promise.
Wonder Time	Bridge illustration; or God always keeps His promises.
Closing	Announcements, prayer, memory verse tokens.

Jesus gives safety (Noah)

This page has been designed for you to photocopy and place in your Bible as a ready reference.

You may wish to read from God's Word the Scripture verses listed.

Scripture:

Genesis 6:1—9:17.
2 Peter 2:5.

Memory verse:

“There is ... no condemnation to those who are in Christ Jesus” (Romans 8:1).

Central truth:

Sin brings danger, but Jesus gives safety.

Application for unsaved:

Trust the Lord Jesus to keep you safe from the punishment you deserve.

Application for saved:

There is no application for the saved child in this lesson.



I. INTRODUCTION

Glass of water and ink (or fruit juice)

CT

II. PROGRESSION OF EVENTS

A. People sin and sin

B. God is grieved (Genesis 6:6, Genesis 6:7)

CT

C. God tells Noah to build an ark

D. Noah builds and preaches

CT

E. Noah brings in the animals (Romans 8:1)

CT

F. Noah and his family go into the ark

G. God shuts the door

H. Seven days later—rain

I. Only those in the ark are safe (Isaiah 53:5, Romans 8:1)

CTU

J. Ark rests on Mount Ararat

K. Everyone leaves the ark and Noah worships God (Genesis 8:16)

L. God's promise (Genesis 8:22)

III. CLIMAX

The rainbow

IV. CONCLUSION

God wants you to be like Noah and his family

CTU



ACTIVITY

Danger and safety. *(It would be best to do this activity early in the programme.)*

Clearly mark “safety zones” at each end of the playing area; the area between the safety zones is one big “danger zone”. The child who is “it” stands in the danger zone and the others in the safety zones. When a leader blows a whistle the children have to cross the danger zone to the other safety zone. When “it” tags a child they join hands and stay together to tag others. Anyone who is tagged in the danger zone joins the line. Once all untagged children reach safety the leader blows the whistle again and the line in the danger zone continues to tag. Continue until just one child is left in a safety zone. If you are working with a smaller group of children, this activity can be adapted by giving the child who is “it” a ball which he uses to try to tag another child by hitting him below the knee with the ball.



MEMORY VERSE

“There is ... no condemnation to those who are in Christ Jesus” (Romans 8:1).

INTRODUCTION

(Show the children a picture of a submarine.) The ocean is full of wonderful things to discover and submarines are one way explorers can do that. Submarines go deep down—many metres—into the ocean and when an explorer is inside the submarine, he is kept safe. Our verse today tells us how we can be kept safe in Christ Jesus. Let’s find out who and how that is!

PRESENTATION

We read about this person in the Bible. Listen as I read this verse and tell me who we can be safe in. *(Read Romans 8:1 and allow response.)* Yes, Christ Jesus!

I have the words printed out clearly for you to see. Let’s read them together. *(Show the memory verse visual.)*

EXPLANATION

“in Christ Jesus”—The Lord Jesus Christ did something wonderful so that we could be safe in Him. Do you know what He did? *(Allow response.)* He took the punishment for sin, the punishment that we all deserve. Jesus is perfect, yet He loves you so much that He died on the cross and rose again so that you would not have to be punished. Jesus did everything that it takes so that you can be safe before God.

How can you be safe “in Christ Jesus”? To be safe “in Christ Jesus” means to trust that, when He died on the cross and rose again, He did everything that was needed to keep you safe from the punishment for sin. Being “in Jesus” means that your trust is in Him only, not in anything that you have to do yourself.

Intersperse the **explanation**, **application** and **repetition**.

When you are trusting in Jesus that also means that God the Holy Spirit lives in you. Every day He wants to help you obey God and live how God wants you to. You can know how God wants you to live through reading His Word, the Bible, and praying. The Holy Spirit wants to give you peace in your heart that you are part of God's family.

“condemnation”—Another word for “condemnation” is “punishment”. After death everyone will meet God and He will punish sin. The punishment for sin is to be shut out of Heaven, God's perfect home, for ever. This is very sad news.

But there is good news! For those who are trusting in Jesus there will be no punishment because it has already been taken by Jesus. There are only two types of people—those who are “in Christ” and those who are not “in Christ”. The words of this verse are for those who have put their trust in the Lord Jesus as their Saviour.

APPLICATION

Unsaved: The promise in this verse is not for everyone. It is only for those who have put their trust in the Lord Jesus as their Saviour. If you have not trusted Jesus to save you from the punishment you deserve for your sin you are not “in Christ Jesus”. One day you will have to face God and take the punishment for your sin. If you are trusting in yourself you will be punished by God. Won't you trust in Jesus to save you from this? You can do this today and then you will know you are safe in Jesus.

Saved: If you have already put your trust in the Lord Jesus Christ you can know for sure that your punishment has been taken. You should thank Jesus for saving you and ask the Holy Spirit to help you live the way God wants.

REPETITION

Safe in a storm. Divide the class into two groups. As one group repeats the verse, the other group makes the sounds of the storm, for example:

- The sound of the wind—blowing with mouth.
- The sound of the rain—tapping feet.
- The sound of waves—clapping hands.

When the children have repeated the verse a number of times they could attempt to say it while tapping feet (rain) and clapping hands (waves).



LESSON

INTRODUCTION

(Take a glass of clear water and drop in some ink or concentrated fruit juice. Check beforehand that the ink or fruit juice spreads throughout the water. Everyone watches as it spreads throughout the water.)

CT

We can learn something from this. *(Take another glass of clear water.)* The first people God made, Adam and Eve, were good and pure. They loved God, they obeyed Him and He was their friend as well as their Creator. There was one thing He told them not to do, but they chose to do it. Maybe they thought, “God doesn’t know best—we know better.” Sin came into their lives. *(Drop in ink or fruit juice.)* Look! It is spreading in the water. Sin spread to everyone. *(Based on Romans 5:12.)* Since then everyone is born a sinner—we all think that our way is better than God’s. Sin coming into the world affected you and me and spoiled God’s perfect world.

PROGRESSION OF EVENTS

Flashcard 5-1

From the time of Adam and Eve things went from bad to worse. There were more and more people and more and more sin. There was anger, greed and hatred; children disobeyed their parents; people were jealous and hurt each other. They did not care about God, even though He was their Creator. What did God think of it all? *(Allow response.)* We read in the Bible that God “was grieved in His heart” (Genesis 6:6). God was heartbroken. God saw that all the thoughts of the people were all poisoned by sin all the time. He saw the mess people were making of their lives. He saw the harm and danger sin brought into the world. He is so good and pure that all sin displeases and disgusts Him. In the end He will punish all sin. The time had come for God to take action. What would He do? *(Read Genesis 6:7 and allow the children to respond.)* “So the LORD said, ‘I will destroy man whom I have created from the face of the earth, both man and beast, creeping thing and birds of the air, for I am sorry that I have made them’” (Genesis 6:7). The whole world was in danger. Why? *(Give time for the children to think and respond.)*

CT

You see, disobeying God brings harm and danger. *(Show this part of the central truth—“sin brings danger.”)* Just as God saw everything that was happening in the world way back then, He sees everything in the world today and He sees everything in your life. What does He see? Perhaps He sees lies, bad temper and selfishness. Does He see you using His name as a swear word or being mean to someone you don’t like? So often people know they do wrong but they think, “It’s no big deal.” Wrong! It is a very big deal because you are disobeying and displeasing God, your Creator and King over everything. God will punish all sin; He will never say, “It doesn’t matter.”

We cannot begin to understand the sadness and pain God felt as He said He would destroy the birds, the animals and the people. How would He do it?

Flashcard 5-2

There was one man on the earth who took God seriously. He did not “go with the flow”. He loved God and trusted Him. His name was Noah. God showed amazing kindness to him.

One day God told Noah His plan. God said, “The time has come for me to deal with sin. Everything on the earth shall die. But I want you to build an ark.” God told Noah the measurements—137 metres long, 23 metres wide and 13.7 metres high, three storeys. *(It is very helpful if you can indicate the approximate length, breadth and height where you are.)* This was going to be a gigantic boat! It was longer than a football pitch. There would have been room for 432 double-decker buses on board. God even told Noah what kind of wood he should use and to waterproof it with tar. He told Noah the ark should have a window and one door.

God said to Noah, “I am sending a flood on the earth and everything will be destroyed. You and your family must go into the ark. There you will be safe. Take in two of every kind of animal, seven of some—and food for them all and for yourselves.”

This was a huge job for Noah—after all, he was around 500 years old! (Based on Genesis 5:32.) It was also a huge challenge to his trust in God. There had never, ever been any sort of downpour on the earth. But Noah knew he could depend on God, so he set to work.

Flashcard 5-3

As the gigantic wooden structure took shape I wonder what Noah’s neighbours thought. *(Allow response.)* They may have asked Noah, “What are you building?” or “Why are you building a boat?”

Not only did Noah build day in, day out, year in, year out, he also warned the people that God was about to punish their sin. He told them that God was going to send a flood and that the one safe place would be in the ark. What do you think the people should do and why? *(Give the children time to think and share.)* Foolishly the people did not pay any attention; they just laughed at all Noah said.

They did not realise that their sin had brought them into terrible danger. *(Show relevant part of the central truth visual—“sin brings danger”).* God still warns today that sin leads to harm and danger, even though people think they get away with doing wrong. After death everyone will meet God and He will punish sin. The punishment is to be shut out of Heaven, God’s perfect home, for ever. The punishment is to be sent to a place that is the opposite of Heaven. God is not there and there is nothing good in it. God does not want anyone to go there and that is why He gives us warnings in the Bible.

CT

Even when people did not listen, Noah warned them and kept on building until at last the ark was finished. It would have taken years to build.

What was Noah's next job? *(Give time for the children to answer.)*

Flashcard 5-4

The animals came to Noah, making it easy for him to get them on board. God, who is King over all that He created, had made this happen. (Based on Genesis 6:20.) This was much easier than Noah running around trying to catch them or coax them into the ark! All went through the one door. We are giving each of you a little card with an animal. *(Distribute cards.)* When I say, "Go," you find the person with the same one and then come together and put them into this ark. "Go!" *(Give time for the children to find the pairs and then put them into the ark envelope.)*

Noah also had to bring on board all the food that would be needed for his family and the animals. As he did so he was still telling the people, "God is going to send a terrible flood and the only safe place is in the ark." The people did not believe it would happen. It didn't look as if it would happen—there wasn't even a cloud in the sky or a puddle of water. They shook their heads and thought Noah was crazy with all his talk about one safe place.

CT

In the Bible there is wonderful good news about one safe place for you and me. There is one place of safety—it is actually a person, the Lord Jesus Christ. God loves people, He loves you. His love is as big as His power. He planned an amazing way for us to be safe from the punishment we deserve. God's only Son had lived for ever with His Father. The Son was also God. God the Father sent His Son down to earth as a baby boy; we remember His birth at Christmas. He did not stop being God when He became a human being. This little boy grew up just like you, but He never ever disobeyed God. He was perfect. He did many wonderful miracles—like making sick people well, calming a stormy sea and bringing dead people back to life. There is nobody like the Lord Jesus Christ and we will be learning more about Him. For now, please remember He is the one who can save you from the punishment you deserve. *(Show the second part of the central truth visual—"Jesus gives safety".)* In the Bible we read that there is "no condemnation to those who are in Christ Jesus" (Romans 8:1). What does "condemnation" mean? It is when the judge announces the punishment a guilty person will get. For example, a judge might say to a criminal, "You are sentenced to life in prison." In the Bible God says that all sinners are sentenced to being separated from God for ever. And the good news is that the Lord Jesus can keep you safe from condemnation.

Noah, his wife and his three sons and their wives all wanted to be safe, so they went into the ark. Just eight people listened to God and trusted Him.

Bang! The door closed. Noah did not shut it. God did.

Everyone waited ... for seven long, dry days.

Flashcard 5-5

Dark clouds gathered, large raindrops began to fall. Before long rain was pouring from the sky and water even gushed up out of the ground. It lasted all day and all night, all week and another week. It rained and rained and rained. Water covered the whole earth and the ark was the only safe place to be. Inside Noah and his family listened to the torrential rain and felt the waves lashing the sides of the ark. Whether the water came from the sky or from the earth the ark took the force of it and they were safe.

That is what Jesus, God's Son, did for you. When Jesus was 33 years old He was arrested and executed by being nailed to a cross. He did not deserve to die and He had the power to escape. But He stayed on the cross because this was the plan that He and His Father had made to save people. God punished His own dear Son for all our sin. Just as the ark "took the hammering" and kept the people inside safe, Jesus "took the hammering" for all those who trust Him. This is what we read about it in the Bible: "He was wounded for our transgressions [wrongdoing], He was bruised for our iniquities [disobedience]" (Isaiah 53:5).

Does anyone know what "transgressions" means? (*Allow response.*) "Transgressions" means disobeying God's commands. Does anyone know what "iniquities" means? (*Allow response.*) "Iniquities" means to keep going off the right path and deserving punishment.

The Lord Jesus had no sins of His own, but God punished Him for ours. God did that to His Son because He loves you and yet He could not leave any sin unpunished. Jesus was willing to do that because He loves you so much and wants to save you from God's punishment.

So if you give yourself over to the Lord Jesus you will never be punished. You deserve to be, but it will not happen because God has already punished your sin when Jesus died. The fact that Jesus rose from the dead and is alive for ever is proof of that. There is "no condemnation to those who are in Christ Jesus" (Romans 8:1).

The people who trust in Him will live for ever in Heaven with God. That is God's promise and He keeps it, just as He kept

CTU

His promise to keep Noah safe for 40 long days and 40 long nights as the rain came down in torrents.

There wasn't a tree, a house or a mountain to be seen—just water, water, water and the floating ark. After a flood like that you would expect to find fossils which are made when a plant or animal is buried quickly in lots of mud. There **are** fossil graveyards and millions of fossils in different places throughout the world. Perhaps you have found the mark of a creature or plant in a rock: it may have happened at the time of this flood, about 4,500 years ago.

After 40 days the rain stopped but it took many days for the water to go down. One day, after being afloat for five months, Noah felt something different. The boat was not floating but had come to rest on land. It was on a mountain, Mount Ararat. (*Show Mount Ararat on the map.*)

Flashcard 5-6

After a whole year the earth had dried up and God said to Noah, "Go out of the ark" (Genesis 8:16). How happy they would have been to come out into the world that God had washed clean. The animals would have run and jumped and leaped as they headed off to find new homes in the clean, empty earth.

Noah, however, had something else he needed to do first. He gathered stones and piled them up; then he sacrificed animals and birds on top of the stones. He was thanking God for keeping him and his family safe. God spoke to Noah, "I will never again flood the whole earth, for people sin from childhood on and a flood does not change that." (Based on Genesis 8:21.) I promise, "While the earth remains, seedtime and harvest, cold and heat, winter and summer, and day and night shall not cease" (Genesis 8:22). God gave them a special sign to remind them of His promise.

CLIMAX

It was so beautiful. A bow of lovely colours shone where the sun and rain met. A rainbow! This rainbow was a reminder to them of their faithful God who kept His promise. When you next see a rainbow, I wonder will you remember why it is there? You can be thankful to God that since that day there has not been a worldwide flood! Thank God that He has kept His promise.

CONCLUSION

God wants you to be like Noah and his family who trusted God and went to the one safe place. Today you don't need to build an ark and go there for safety! But you are in danger of being punished by God if you haven't trusted in Jesus to keep you safe. The Lord Jesus is the only person who can keep you safe from God's punishment for sin. Can you think of three reasons why the Lord Jesus is the only one who can keep you

CTU

safe? (Give the children time to answer and emphasise that Jesus is the Son of God, He died for our sin, He is alive and He loves to save people.)

If you are sorry for your sin and you want to put your trust in the Lord Jesus, tell Him that now. Talk to Him about the sin in your life, the sin that needs to be forgiven. If you tell Jesus that you are sorry for the wrong in your life He will forgive you. Then you can thank Him for what He has done by dying in your place and rising again.



REVIEW QUESTIONS

1. What made God sad and displeased? (People were doing lots of wrong things.)
2. Why is sin such a big and serious thing? (It is against God, the great Creator and great King.)
3. Who did God tell to build an ark? (Noah.)
4. Why did God ask Noah to build the ark? (He was the one man on the earth who loved and trusted God.)
5. Why was an ark needed? (God was going to flood the whole world.)
6. When the flood came, where was the only safe place? (In the ark.)
7. When God judges all people at the end of time, who are the only people who will be safe? (The people who trust in Jesus.)
8. Why can Jesus keep you safe even though you have disobeyed God? (He took the punishment when He died on the cross.)
9. What do you need to do to be saved from the punishment your sin deserves? (Tell God you have sinned and are sorry; trust that Jesus died for your sin and came back to life; ask the Lord Jesus to forgive your sin.)
10. What promise did God make to Noah when he came out of the ark? (He would never again flood the whole world and there would always be seasons.)



ACTIVITY

Option 1: Animals. The children can use the play dough or clay to make various animals, two of each kind if desired. They can either use the cutters or form freely by hand. Optional: these could be left to dry and harden and painted the following week.

Review game

"In the ark?"

Materials:

- 12 bean bags
- Sticky notes
- A cardboard box to represent the ark

Preparation:

Write the labels and put them on the beanbags. The labels could read: Noah, Mrs Noah, giraffe, giraffe, camel, dove, pig, sinners, dinosaur, computer, frog and mouse. Cut a "door" in the side of the box, it should be large enough for the children to throw beanbags through it.

Instructions:

Set out the beanbags so that the labels cannot be seen. The ark should be placed on a table or held by a leader. When a child answers a question correctly his team is awarded 100 points. He then chooses a beanbag; if it is labelled something that was in the ark the team gets another 100 points. (If a child chooses the "sinners" card you could remind them that although Noah trusted and obeyed God, he and his family were not perfect—they were sinners.) The child then tries to throw the bag through the door into the ark. If he succeeds his team gets another 100 points. If the beanbag has a label of something not in the ark the team gets no further points and the child does not try to throw it into the ark. If a child chooses a beanbag which would make a pair (with another beanbag which is already in the ark) and succeeds in getting it into the ark (so that the pair is in the ark) his team gets a bonus of 100 points. (The only possibilities for this are with Noah and Mrs Noah and giraffes.)

Option 2: God's promise. *(Cut a paper plate in half. On the rounded edge of the plate write "God always keeps His promises". Glue cotton balls onto the end of the strips of coloured paper/card and stick onto the paper plate along the straight edge. Punch a hole at the top and add string so that it may be hung up at home.)* God promised Noah and his sons that He would never again flood the whole earth. He gave them a special sign of a rainbow to remind them of this promise. When you see a rainbow, remember God's promise.



WONDER TIME

Option 1: Bridge illustration. *(Draw two people on the edge of a cliff.)* The first people God made were good and pure. However, when they disobeyed God in the garden of Eden sin came into the world. This sin spread to everyone ever born since that day and brought us all into terrible danger.

(Draw a second cliff facing the first one and a crown on top to represent God the great King.) The danger is that because of our sin we have to be separated from God who is perfect. He cannot have sin anywhere near Him. With sin in our heart we cannot ever be in Heaven, God's special home.


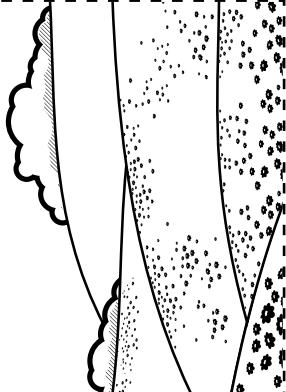

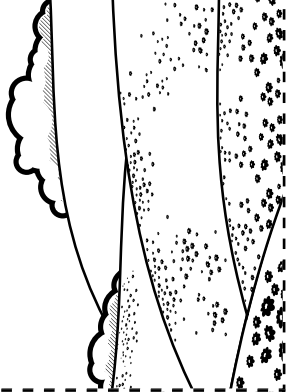

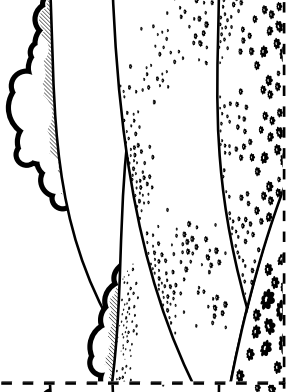

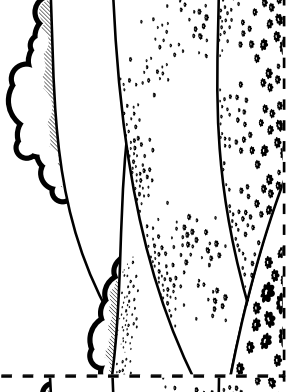

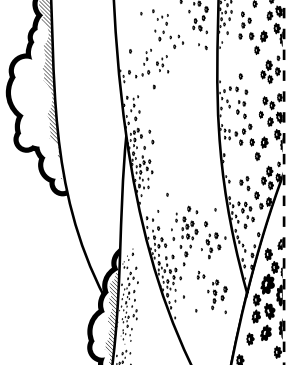
(In the gap between the two cliffs draw a cross. The cross should touch each cliff.) The good news is that the Lord Jesus Christ came to keep us safe from this danger of being separated from God for ever. He came to save us from the punishment we all deserve because of our sin. Jesus lived a perfect life without sin, and although He didn't deserve to, He went to the cross to die for you and me. Jesus took the punishment so that we don't have to. But there is something that you need to do to be safe in Jesus. Do you know what that is? *(Allow response.)*







(Draw people crossing the bridge to God.) You need to **trust** in Him to keep you safe. That means trusting that Jesus died for your sin and rose again from the dead. It means understanding that you cannot save yourself from the danger of sin and that Jesus is the only one who can. If you put your trust in Him then you can begin to live your life with Jesus, knowing you are safe and that you will be with Him in Heaven one day.

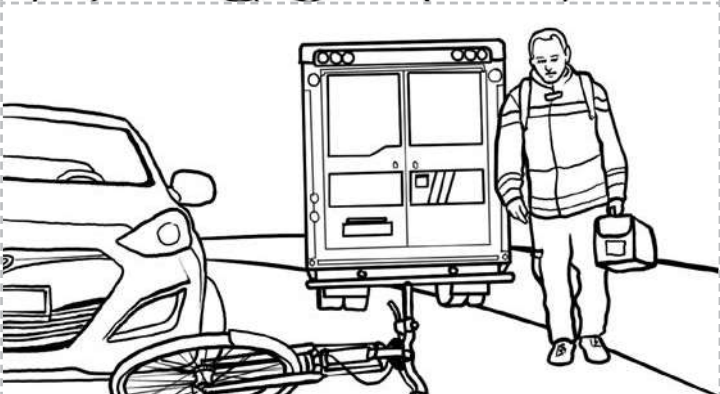
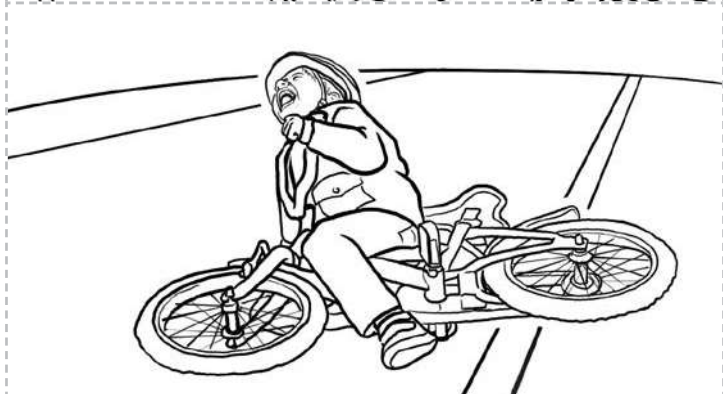
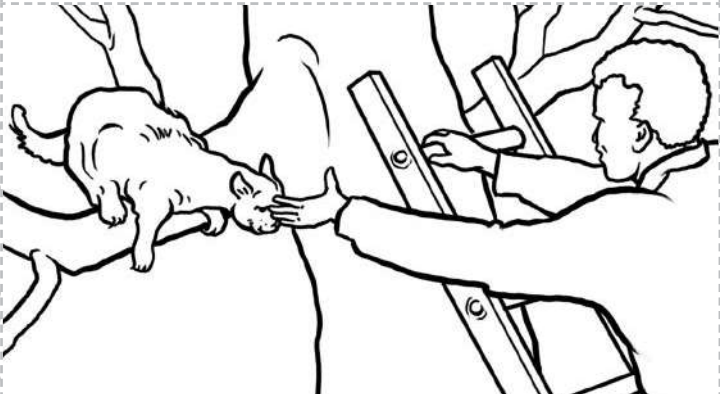
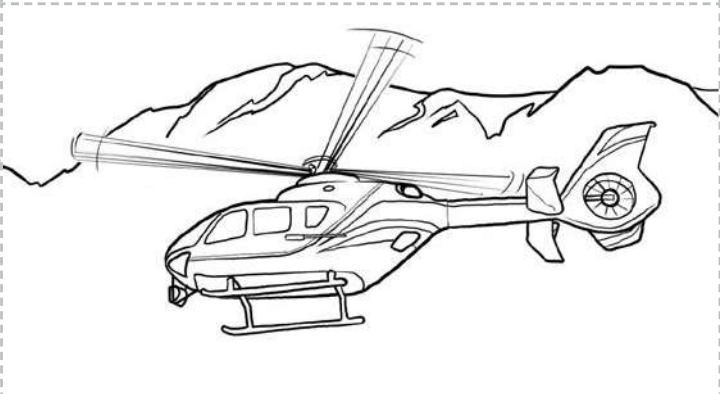
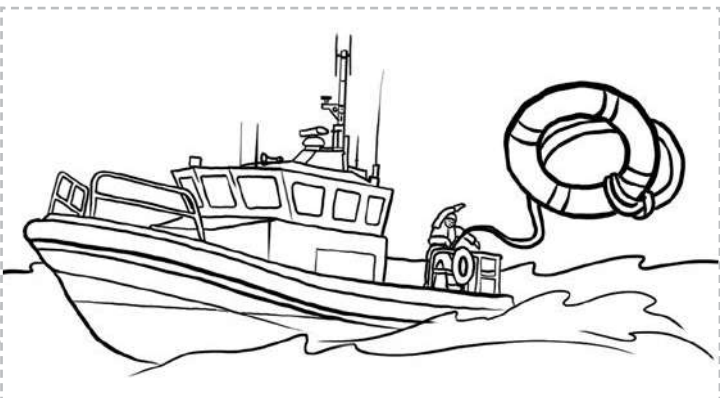
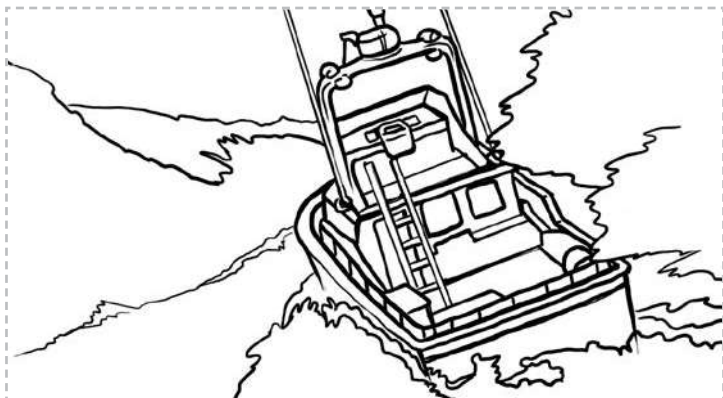
Option 2: God always keeps His promises. Your friends or even your parents might have promised you something but then did not keep their promise. That really hurt and you were disappointed. You did not know if you could trust them again. But God is not like that at all. He always keeps His promises. You can always trust God because He will never fail you. The Bible is full of God's promises.

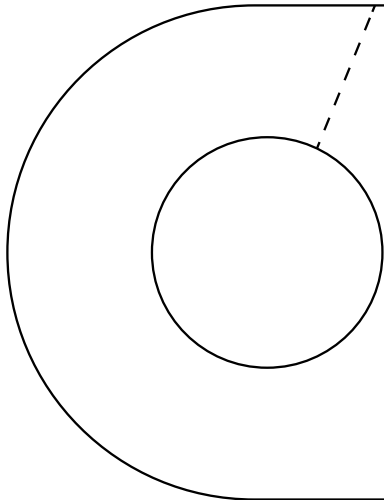
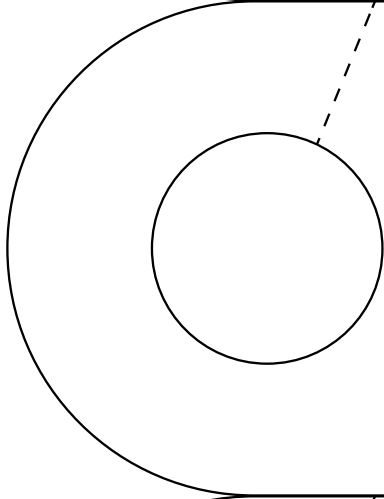
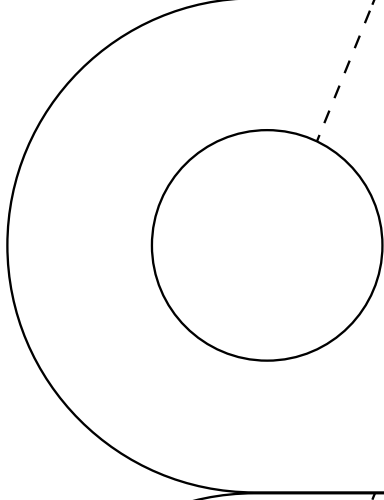
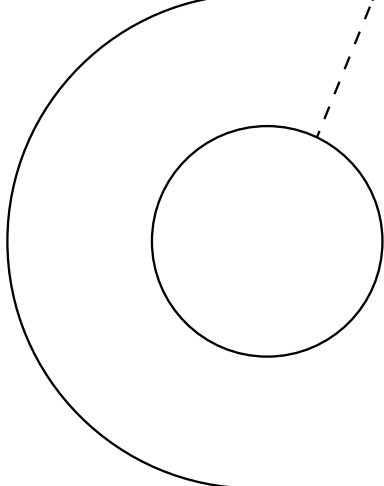





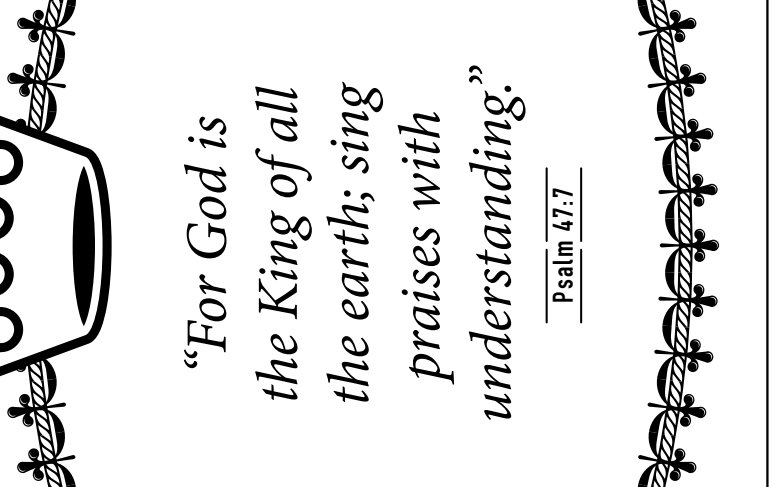
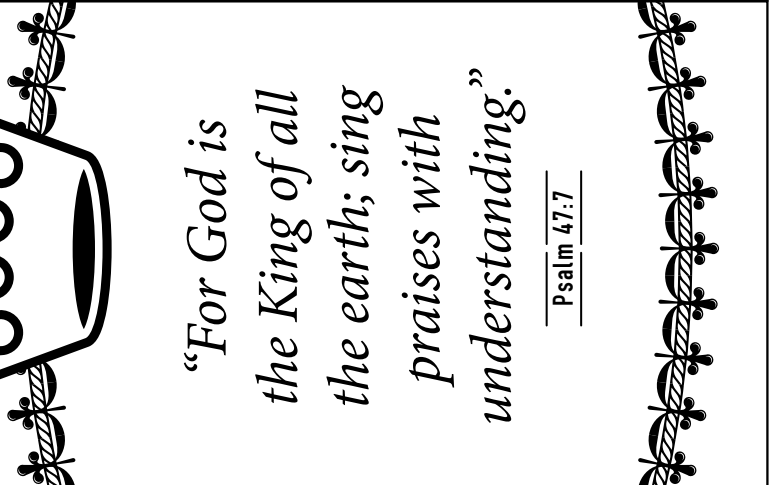
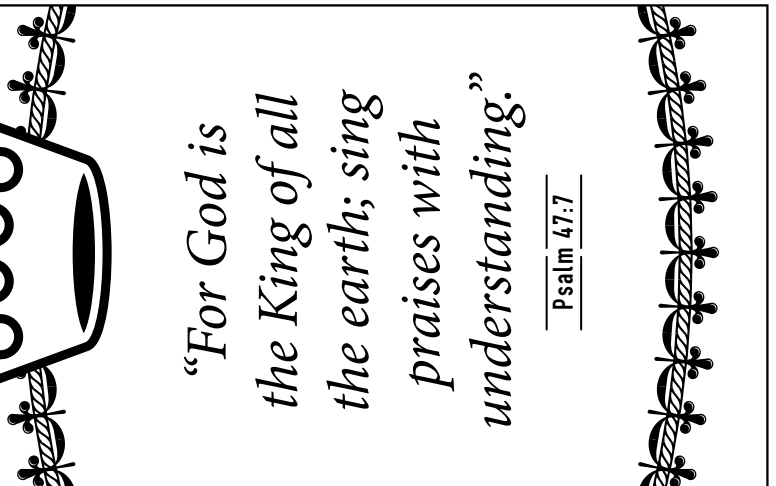
Here are some examples that you can find in your Bible. Write them down and read them often. Be sure to know that you can trust Him because God always keeps His promises.

Jeremiah 29:11	“For I know the thoughts that I think toward you, says the Lord, thoughts of peace and not of evil, to give you a future and a hope.”
Jeremiah 31:3	“... Yes, I have loved you with an everlasting love; therefore with lovingkindness I have drawn you.”
Acts 16:31	“... Believe on the Lord Jesus Christ, and you will be saved ...”
1 John 1:9	“If we confess our sins, He is faithful and just to forgive us our sins and to cleanse us from all unrighteousness.”
Hebrews 13:5	“... I will never leave you nor forsake you.”

	<p>Look up these verses about creation: Genesis 1:14, Psalm 33:6, John 1:3, Hebrews 11:3</p>	<p>Write your own words which begin with the letters of creation:</p>	<p>C R E A T I O N</p>	
	<p>Look up these verses about creation: Genesis 1:14, Psalm 33:6, John 1:3, Hebrews 11:3</p>	<p>Write your own words which begin with the letters of creation:</p>	<p>C R E A T I O N</p>	
	<p>Look up these verses about creation: Genesis 1:14, Psalm 33:6, John 1:3, Hebrews 11:3</p>	<p>Write your own words which begin with the letters of creation:</p>	<p>C R E A T I O N</p>	
	<p>Look up these verses about creation: Genesis 1:14, Psalm 33:6, John 1:3, Hebrews 11:3</p>	<p>Write your own words which begin with the letters of creation:</p>	<p>C R E A T I O N</p>	
	<p>Look up these verses about creation: Genesis 1:14, Psalm 33:6, John 1:3, Hebrews 11:3</p>	<p>Write your own words which begin with the letters of creation:</p>	<p>C R E A T I O N</p>	

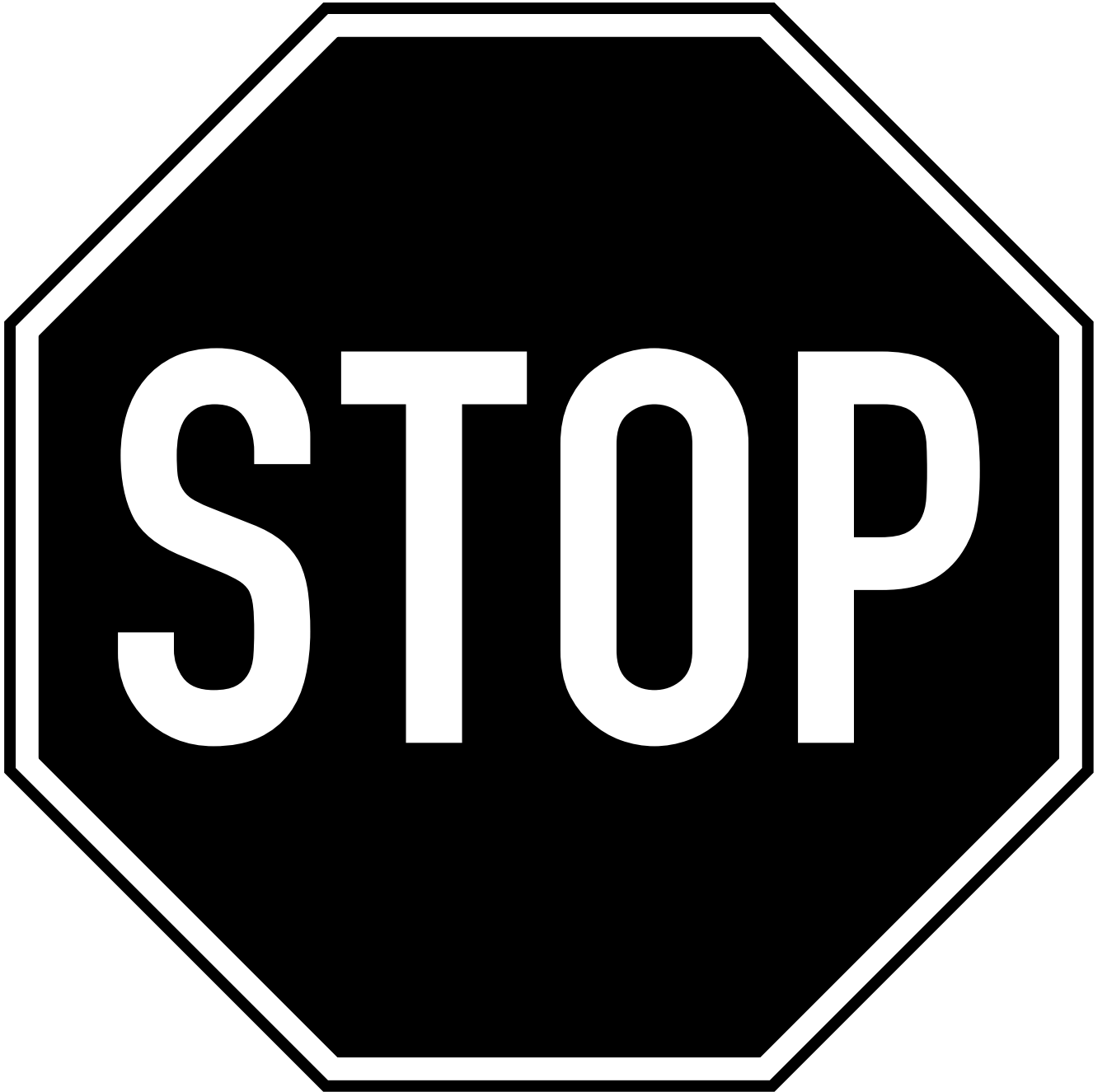






			
			
<p>“For God is the King of all the earth; sing praises with understanding.”</p>	<p>“For God is the King of all the earth; sing praises with understanding.”</p>	<p>“For God is the King of all the earth; sing praises with understanding.”</p>	<p>“For God is the King of all the earth; sing praises with understanding.”</p>
<p>Psalm 47:7</p>	<p>Psalm 47:7</p>	<p>Psalm 47:7</p>	<p>Psalm 47:7</p>
			

Examples of sin:

Jesus is the solution for our sins.







How to get to Heaven

What is the only way to Heaven?

We are invited to know

God's love.

We are invited to know

God's forgiveness.

We are invited to know

the Lord Jesus.

We are invited to know



**how to have
eternal life.**


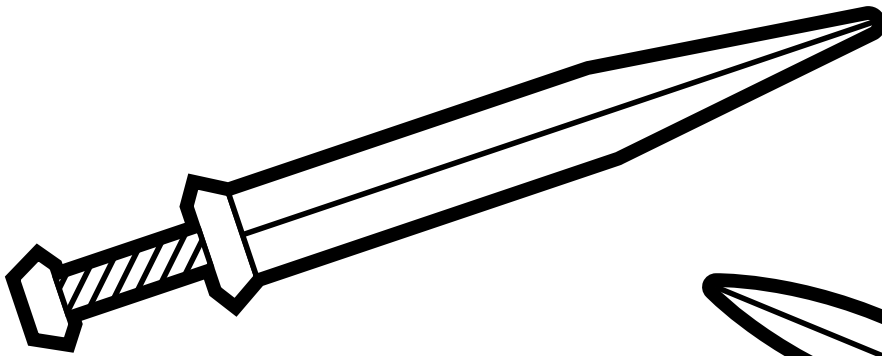
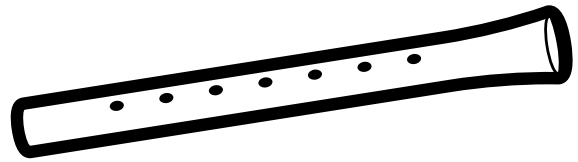
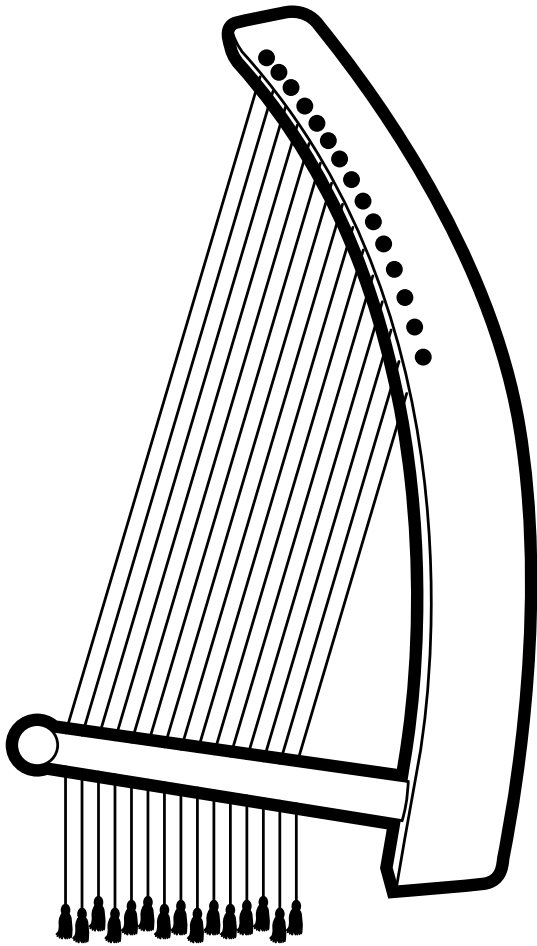
We are invited to know

how to live for God.

We are invited to know

**how to know
Him more.**








trusted

Saviour

forgive

taught



learned






talk



listen

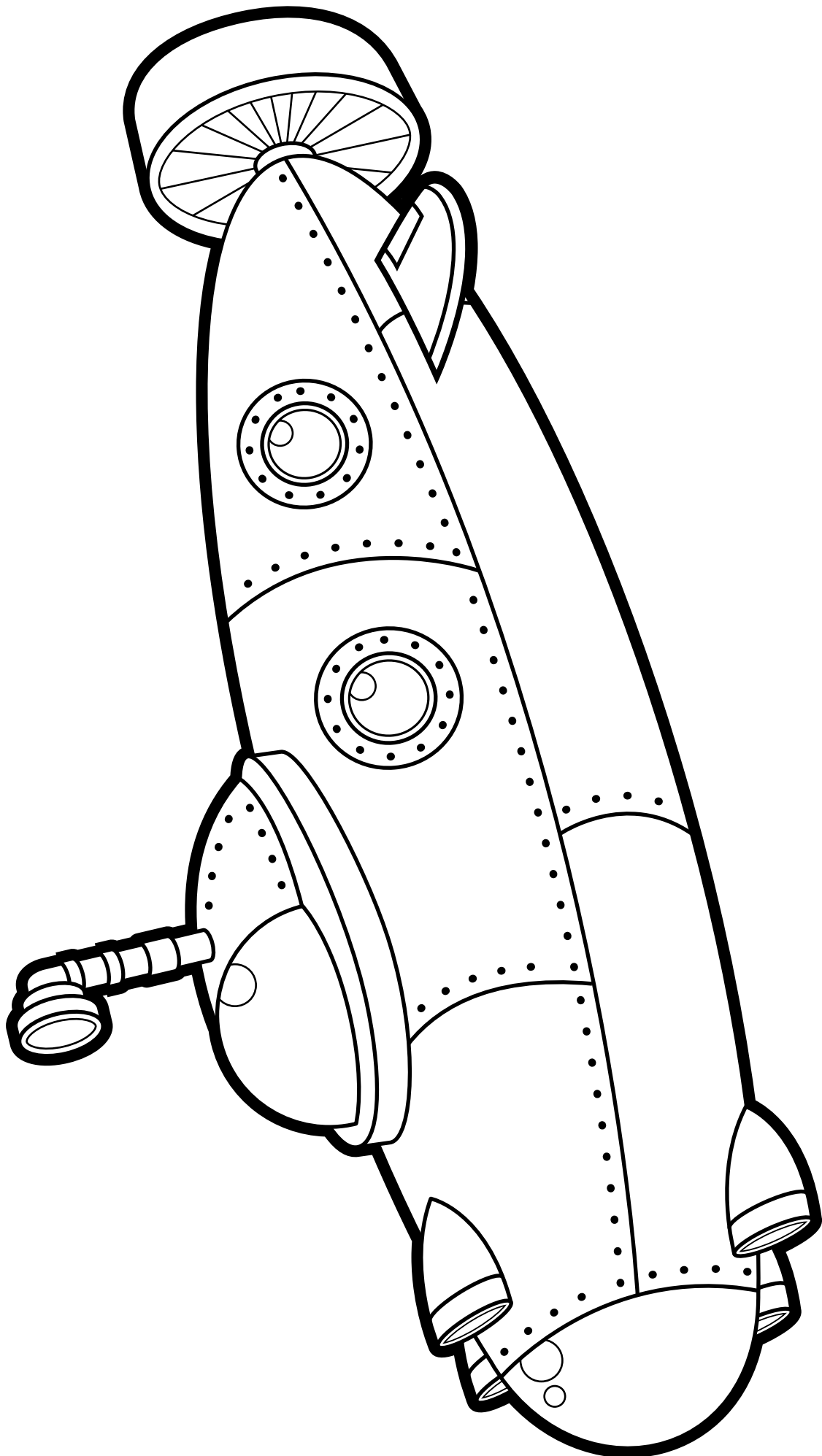


**spend
time**

obey







God always keeps His promises

*Look up the verses in your Bible and
write down God's promise.*

Jeremiah 29:11

Jeremiah 31:3

Acts 16:31

1 John 1:9

Hebrews 13:5

God always keeps His promises

*Look up the verses in your Bible and
write down God's promise.*

Jeremiah 29:11











Jeremiah 31:3

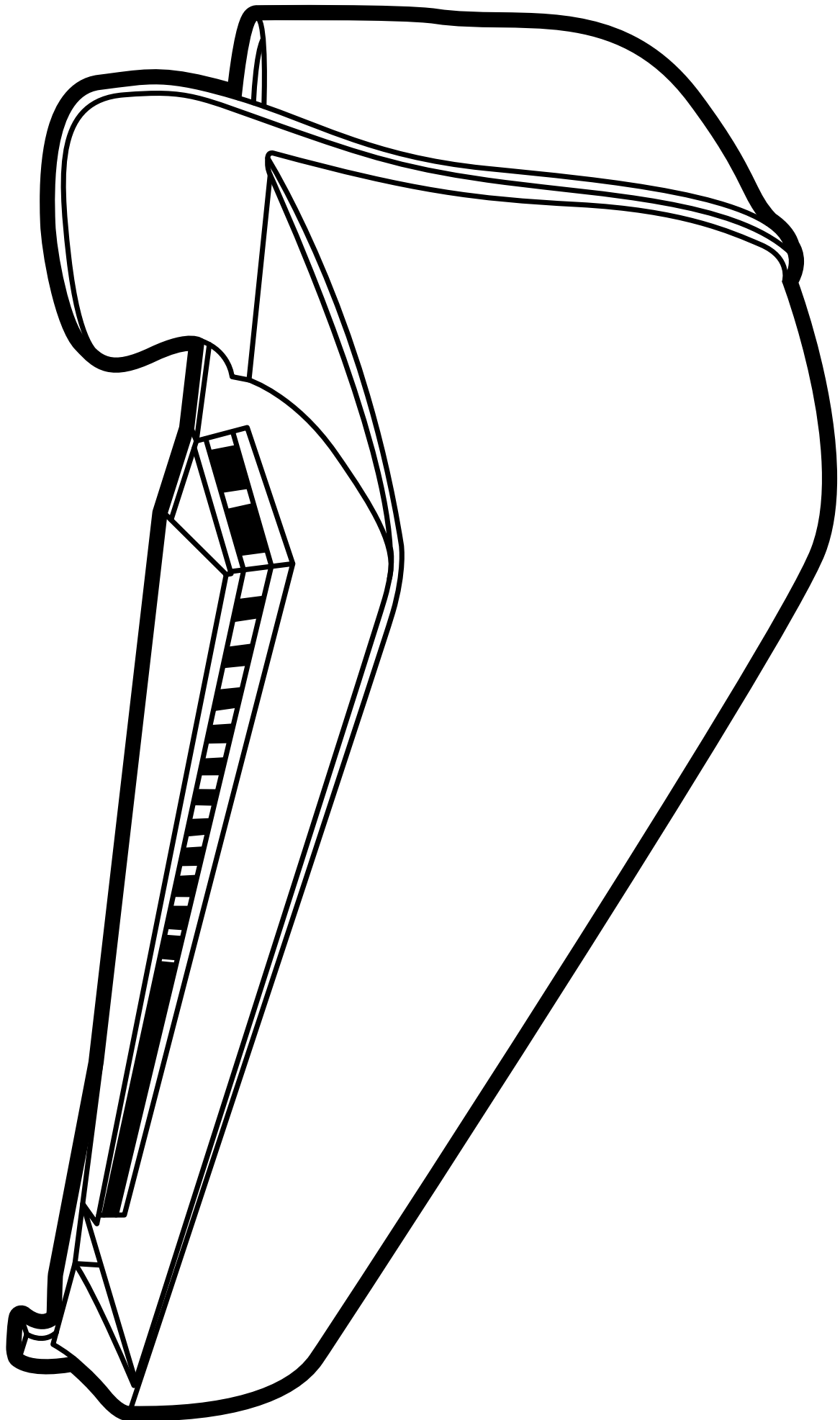
Acts 16:31

1 John 1:9

Hebrews 13:5







How to lead a child to Christ

Make sure the child understands about:

God

- Who is God?
- God made us. He speaks to us through the Bible.
- God is holy and pure. He loves us.

Sin

- What is sin?
- Sin is disobeying God's commands. It is against God.
- Speak about specific sins.
- The child is a sinner by nature and act. (We sin because we are sinners.)
- Sin deserves punishment.

The Saviour

- Who alone can take away your sin?
- God the Son died on the cross for sinners.
- The Lord Jesus rose again from the dead.
- He is Lord of all.

Explain how the child can be saved

- Explain what the Lord wants us to do, and what He will do.
Use a Bible verse. (*John 1:12, John 3:16, John 6:37, Acts 16:31, Romans 6:23 or Romans 10:13.*)
What does the Lord want you to do?
What will the Lord do?
- Warn about difficulties.
- Ask, "Do you want to trust Christ, or would you rather wait and think about it?"
- Encourage the child to pray audibly (if ready).

Speak about assurance of salvation

- Go back to the Bible verse you used.
- Speak about a changed life.
- Tell him what the person who is truly trusting in Christ can know.

Give the child (later) some advice about the Christian life

- Read and obey your Bible.
- Talk to God, your Heavenly Father.
- Tell others what the Lord has done for you.
- Ask God to forgive you when you sin.
- Meet with other Christians.
- Remember the Lord promises, "I will never leave you" (*Hebrews 13:5*).

How to help a saved child have assurance of salvation

The importance of having assurance of salvation

There are many reasons why a child may lack assurance of his salvation. He may be wondering, "Did I believe enough? Did I pray enough? Was I sincere enough?"

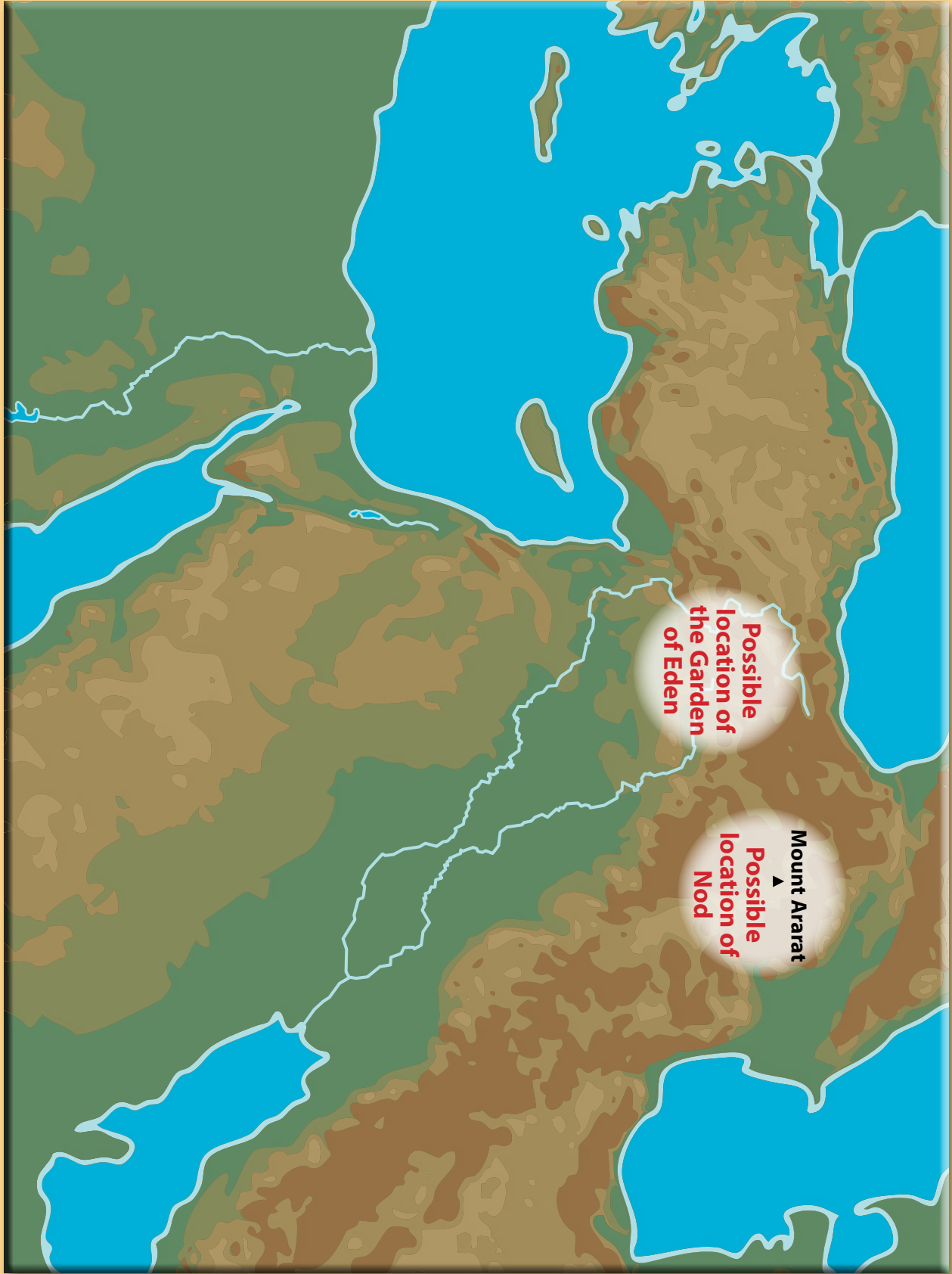
Salvation is a gift from God and is based on what Jesus did, not on what the child did. It is therefore important to help him focus on what God has said and done, and to help him see that both salvation and assurance of salvation are based on the promises given in God's Word, not on feelings (*Romans 10:17*).

Speak about assurance of salvation

- Question the child about his salvation, giving him opportunity to confess Christ to you. If he does not show clarity, go over the steps given for leading a child to Christ.
- Read a Bible verse together. (*1 John 5:12, 1 John 5:13, John 10:29, John 10:28, Acts 16:31, Romans 10:13 or John 1:12.*)
- Help him to see that the person who truly trusts in Christ can **know** that he is saved.
- Remind him that God **always** keeps His promises.
- Ask questions, such as, "Have you repented of your sins? Do you believe that Jesus died to take the punishment for your sins and that He rose again? Have you already trusted Him for salvation?" Encourage him to tell you about when he was saved and help him to see that if he can answer "yes" to these questions he is saved.
- Speak about a changed life. A saved child should display changes in behaviour and attitude, even if the changes happen gradually. It may help the child if he can identify a change which has already happened in his own life.
- Help him to see that Christians do sin and that when he does he should ask God to forgive him. Point out that he does not need to be saved again.

Give the child some advice about the Christian life

- Read and obey your Bible.
- Talk to God, your Heavenly Father.
- Tell others what the Lord has done for you.
- Ask God to forgive you when you sin.
- Meet with other Christians.
- Remember the Lord promises, "I will never leave you" (*Hebrews 13:5*).



CEF
CHILD EVANGELISM
FELLOWSHIP®

Since 1937

Reaching children worldwide®